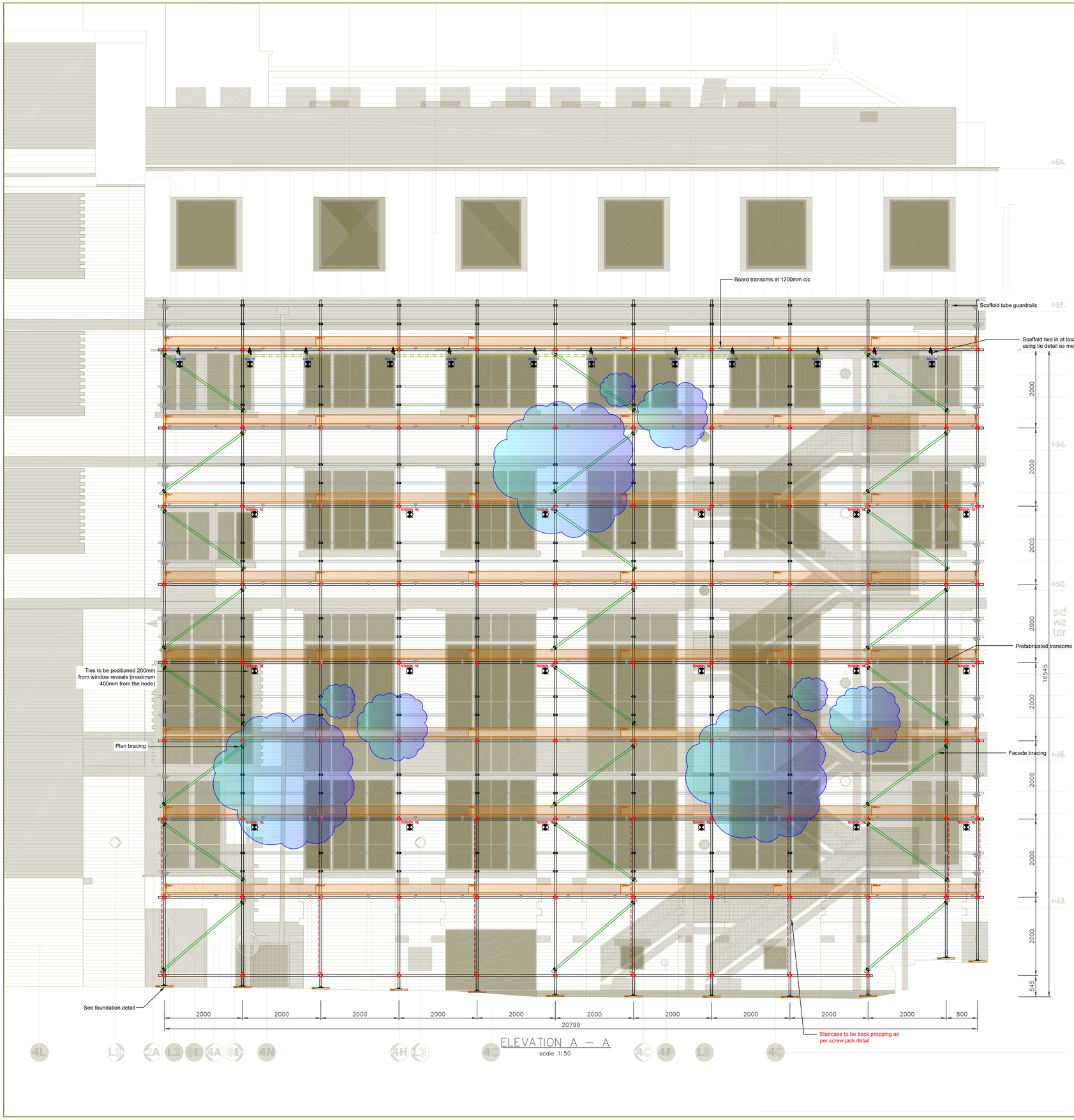
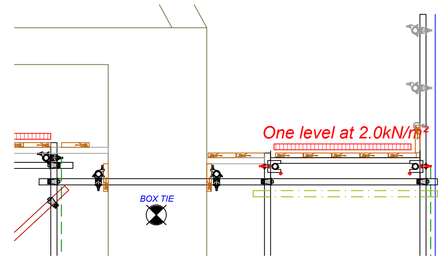
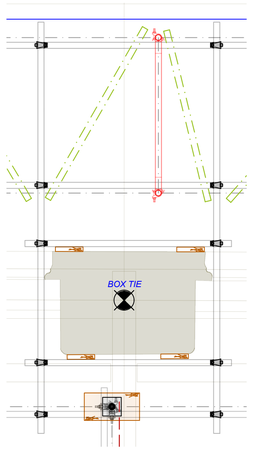
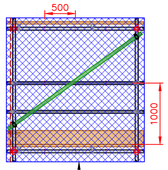


ELEVATION A – A
scale 1:50

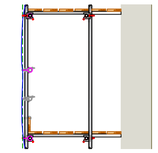




WINDOW TIE DETAIL
Scale – 1:25



Netting to be secured to scaffold structure using manufacturers fixings at 500mm c/c horizontally by 1000mm c/c vertically in accordance with manufacturers details



TYPICAL NETTING DETAIL
scale 1:50

RISK – ACCURACIES IN BUILDING LINE CAUSING SCAFFOLD TO BE DIMENSIONALLY INACCURATE
Control Measure: Prior to erection the scaffold contractor and/or principal contractor should check the existing structure to ensure the scaffold can be based out and erected as detailed and inform Creator Ltd of any discrepancies.

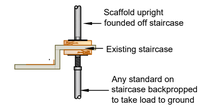
RISK – EXCESSIVE BAY SIZES INSTALLED DURING ERECTION
Control Measure: The scaffold contractor must ensure that the maximum bay size installed are as indicated and should not be exceeded. It is the responsibility of the scaffold contractor to remedy any defects.

RISK – OVERLOADING OF SCAFFOLD STRUCTURE
Control Measure: The design service loads indicated should be closely site managed to ensure that only 2 number of working levels are present at one time. The load conditions of the scaffold should be clearly identified on the scafftag.

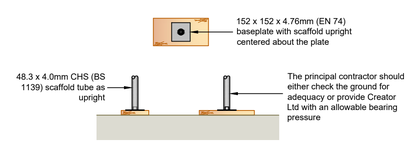
RISK – OVERLOADING OF EXISTING STRUCTURE
Control Measure: Principal contractor to employ a structural engineer to ensure the applied loads from the scaffold do not overload the existing structure. Creator Ltd to be contacted where structure is deemed unsafe to support scaffold structure.

RISK – EXCESSIVE LIFT HEIGHTS CAUSING BUCKLING
Control Measure: Maximum lift heights to be installed as detailed by the scaffold contractor and have a maximum tolerance of ±100mm

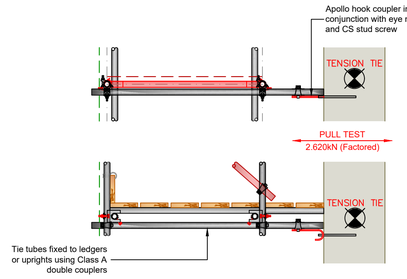
RISK – CLADDING BLOWING FREE
Control Measure: Cladding materials for scaffolding are prone to blowing free due to limited capacity of fixings so install cladding on inside of uprights ensuring safer install and less risk of large sheets blowing free and causing hazards external to the site



SCREW JACK DETAIL (FOR STAIRCASE AREA)
scale 1:25



FOUNDATION DETAIL
225 x 38 x 450mm (BS EN 2482) Scaffold Board Solepad
Scale – 1:25



PREFABRICATED TRANSOM HOOK TIE DETAIL
scale 1:25

CS Stud - Eye Nut - Hook Coupler



HOOK TIE DETAIL
Scale: NTS

DOCUMENT REFERENCES
This design is to be read in conjunction with the following design drawings and/or documents:
CRE-IBN-097-001_REPORT
APPENDIX A - CRE-IBN-097-001_1,2,3,4.dwg

AMENDMENTS / REVISIONS

REV.	BY	DATE	CHECK	DATE	APP'D	DATE
-	CH	18.10.21	RWB	19.10.21	KRB	20.10.21

Drawing Status:
FOR CONSTRUCTION

Project Number:	Page Number:	Scale:	Size:
CRE-IBN-097-001	3	1 : 50,25	A1

Project / Development Name:
ACCESS SCAFFOLD & BRIDGAGE
40-46 PRINCESS STREET
MANCHESTER
M1 6DE

Principal Contractor:
SEE QUOTE

CREATOR SCAFFOLD DESIGNS & TEMPORARY WORKS CONSULTANTS LTD
Company Address:
Ashgate House, 79 Attercliffe Road, Sheffield, S4 7WW
Contact Details:
Email: enquiries@creator-scaffolddesigns.co.uk
Tel: 0114 3510900
www.creator-scaffolddesigns.co.uk