EXISTING PLANS AND ELEVATIONS

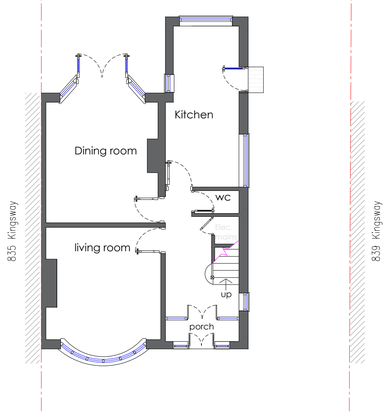

Existing Ground Floor Plan
Scale 1:100

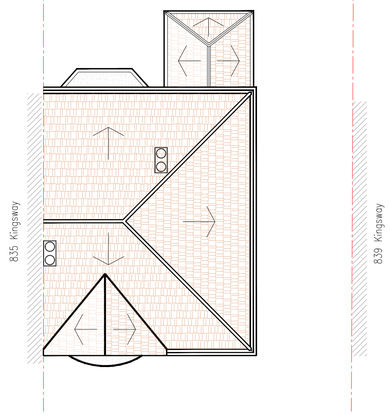

Existing Roof Plan
Scale 1:100



Proposed Front Elevation
Scale 1:100

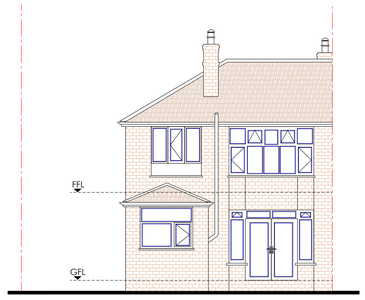

Existing Rear Elevation
Scale 1:100

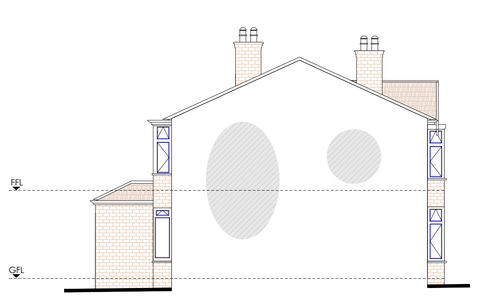

Existing Party Wall Elevation
Scale 1:100



Existing Side Elevation
Scale 1:100

GENERAL NOTES

1. The contractor must check the site and the approved drawings before commencing the works and must take any working measurements as necessary and any discrepancy must be reported to the client.
2. Work shall comply with any current relevant BS/codes of practices and confirm to the Building Regulations including the latest amendment. The contractor is responsible for setting out the works.

PROJECT ADDRESS

837 Kingsway
Manchester
M20 5PA

PROJECT

Single Storey Side Extension
Single Storey Rear Extension

KEY

RWP	Rain water pipe
SVP	Soil Vent Pipe
I.C	Inspection Chamber
BIG	back inlet gully
- - - - - -	Boundary
WM	Washing Machine
TD	Tumble Dryer
DW	Dish Washer
▬	Proposed Extension

Drawing No.
PP85(2)20

Scale
1:100 @ A1

Date
17.10.21

Drawn by
at

AT A. Design

Address:
12 Hastings Gardens
Stockport
SK5 8BF

T. 07830039347
E. ata_design@hotmail.com