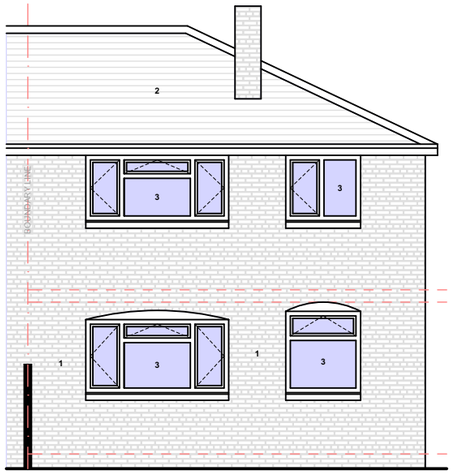

EXISTING GA REAR ELEVATION @1:100

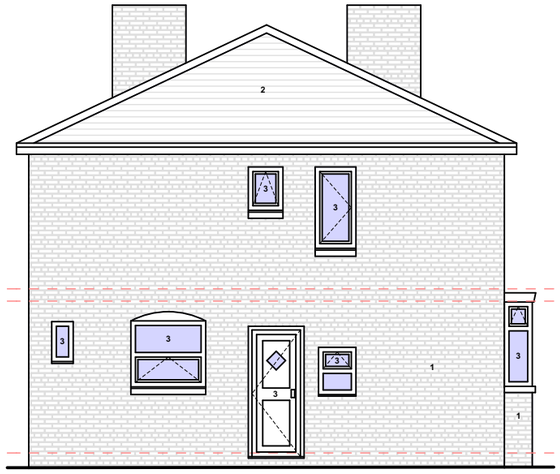

EXISTING GA SIDE ELEVATION 1 @1:100

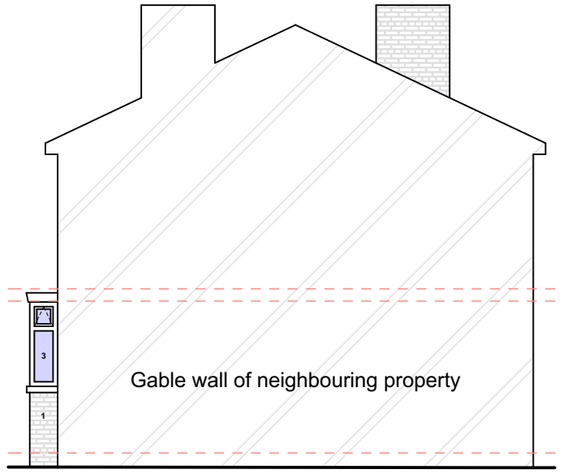

EXISTING GA SIDE ELEVATION 2 @1:100

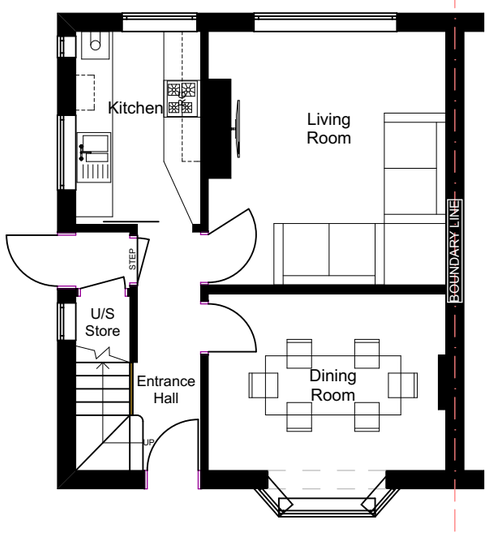

EXISTING GA GROUND FLOOR PLAN @1:100

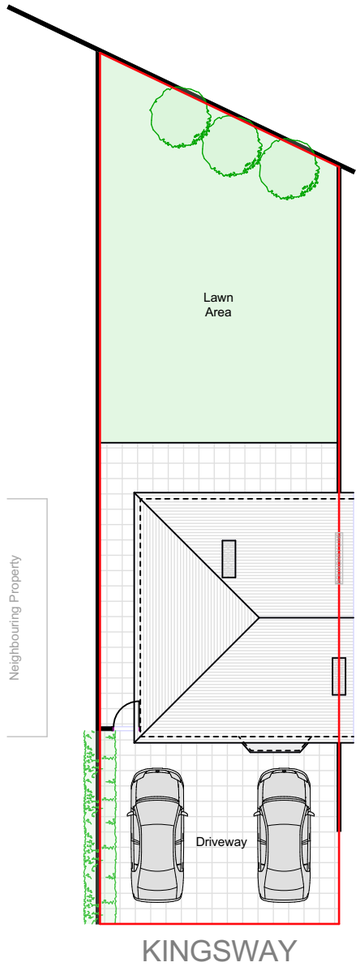

EXISTING GA SITE PLAN @1:200

notes

This drawing is subject to a detailed building and site survey, therefore no guarantee of its accuracy can be given.
This drawing has been draughted in accordance with the clients design requirements.
All areas are approximate and are subject to a detailed building and site survey and further design development.
All dimensions should be checked prior to commencement of construction on site. Measurements should not be taken off the drawing.

All dimensions shown are in millimetres (mm).

Text Key

1. Existing facing brickwork
2. Existing slate roof tiles
3. Existing uPVC door/window
4. Existing hung tiles

5. Proposed facing brickwork
6. Proposed slate roof tiles
7. Proposed uPVC door/window
8.Proposed skylight

N

SITE BOUNDARY LINE

PL0 Planning Issue		31.08.21

revisions

NADA Architects Ltd
169 Kingsway
Burnage
Manchester
M19 2ND
Mob: 07974 735527
E: ahmed@nadaarchitects.com
W: www.nadaarchitects.com

PLANNING

D - design
T - tender
C - construction
PL - planning
P - preliminary
R - record
PT - pre-tender

MR. SYED AHMED.

HOUSE EXTENSION.
277 KINGSWAY,
MANCHESTER, M19 1AN

EXISTING GA SITE PLAN & ELEVATIONS & FLOOR PLAN.

scale	date	drawn	checked
1:100 @ A3 1:200 @ A3	31.08.21	MH	AC

job no	(category) dwg no	revision
21-977	(01)001	PL0

Drawing measurements shall not be obtained by scaling. Verify all dims prior to construction. Immediately report any discrepancies on this drawing to Architect. This drawing shall be read in conjunction with associated specifications and related consultant's documents.