KEY:

1. PROPOSED ALUMINIUM CLADDING. WITH HORIZONTAL + VERTICAL GRID ELEMENTS (COLOUR: DARK GREEN)

2. PROPOSED ALUMINIUM INFILL PANEL (COLOUR: DARK GREEN)

3. PROPOSED ALUMINIUM CURTAIN WALLING (COLOUR: DARK GREEN)

4. PRE-CAST STONE HEADER TO ENTRANCE (FINISH: GRANITE. AS PER NOTE 02)

5. PROPOSED ALUMINIUM DOOR TO TERRACE (COLOUR: DARK GREEN)

6. PROPOSED ALUMINIUM FASCIA TO ROOF EDGE (COULOUR: DARK GREY)

7. PROPOSED SHADOW GAP AND ALUMINIUM INFILL PANEL BETWEEN NEW AND EXISTING STRUCUTRE (COLOUR: DARK GREY)

8. ROOFLIGHT WITHIN FLAT ROOF

9. EXISTING RAMP INTO TERRACE

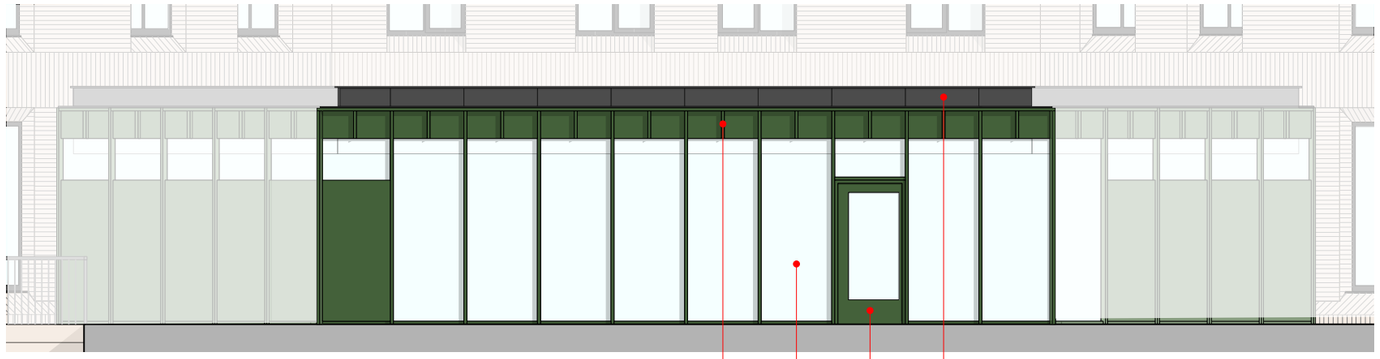

ELEVATION : TERRACE 01 - 1:100 @A3

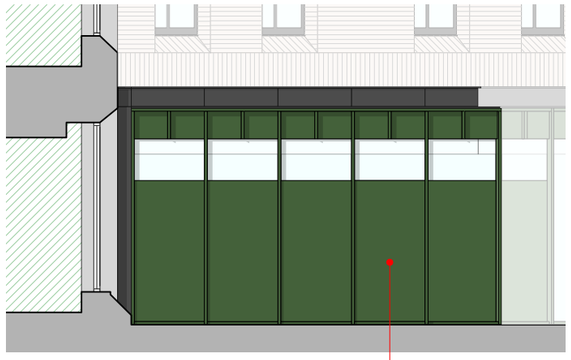

ELEVATION : TERRACE 02 - 1:100 @A3

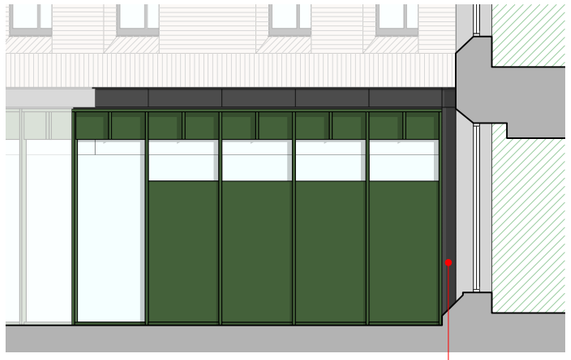

ELEVATION : TERRACE 03 - 1:100 @A3

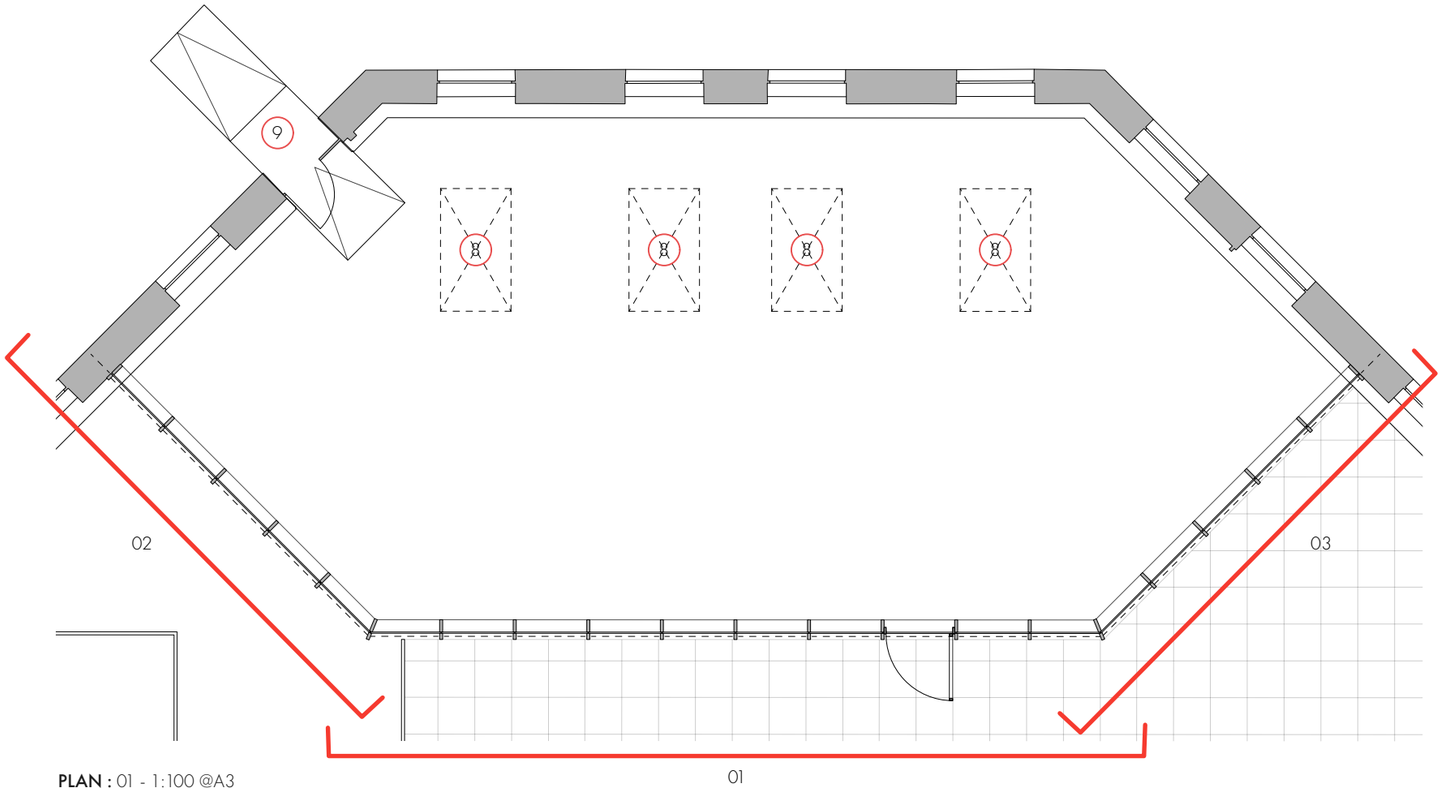

PLAN : 01 - 1:100 @A3

REVISION	DATE	DESCRIPTION
-	06/10/21	INITIAL ISSUE

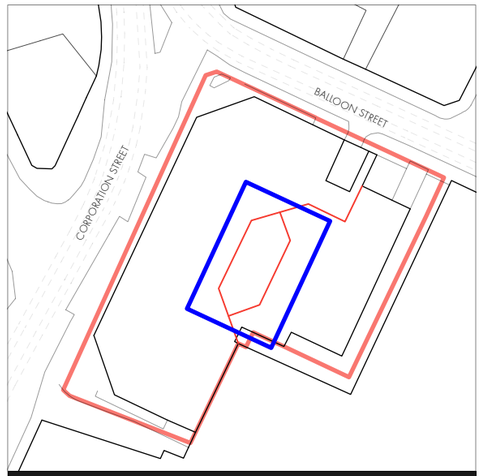

ELEVATION **KEY:**

OMIArchitects

31 Blackfriars Road, Salford, Manchester, M3 7AQ
+44(0)161 832 3242 / info@omiarchitects.com / www.omiarchitects.com

PROJECT	1427 Balloon Street					
DRAWING	Proposed Rear terrace					
DATE	06/10/21	DRAWN BY	TB	SCALE	1:100	@A3
JOB NO.	1427	DWG.NO.	L1616			