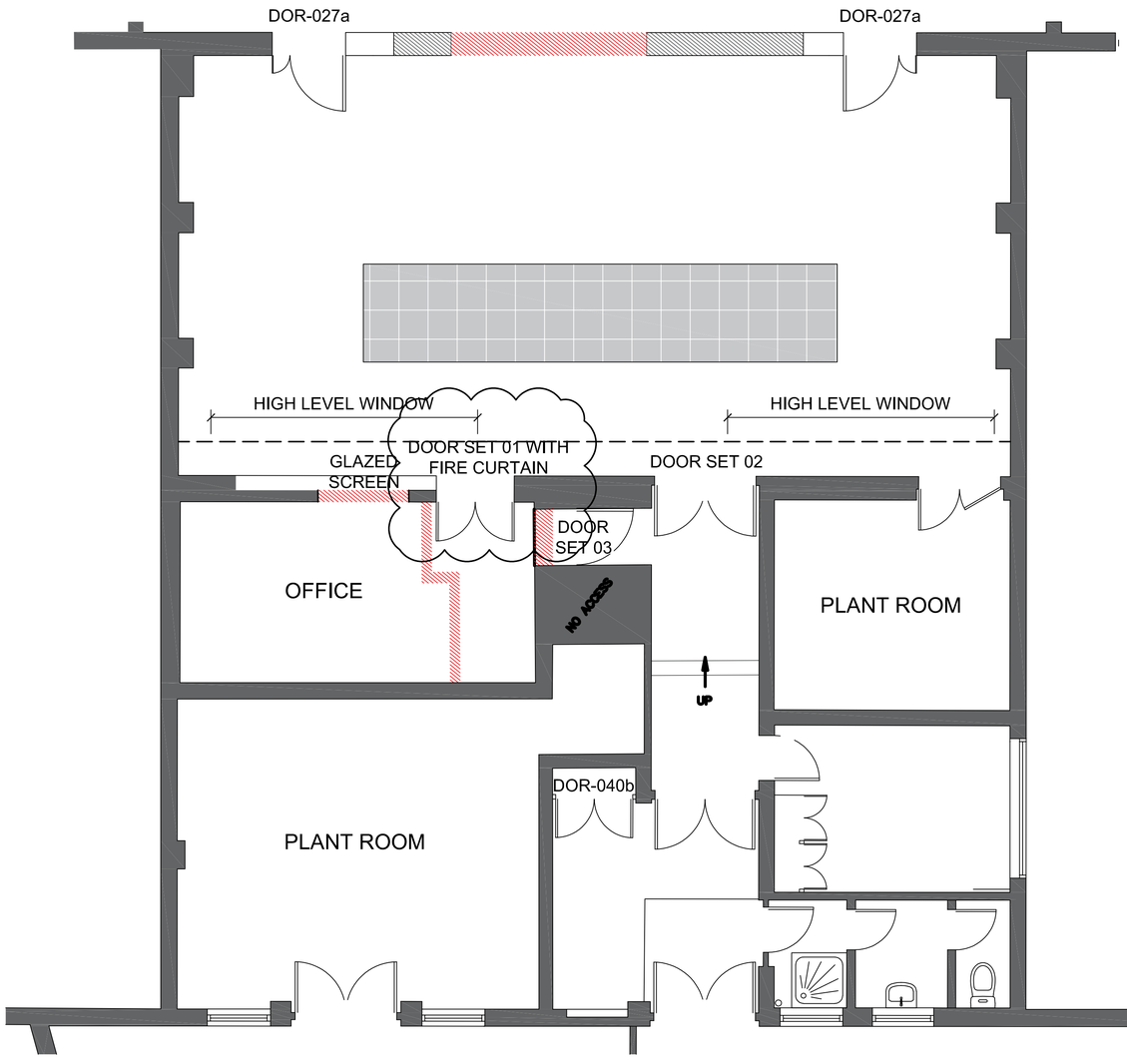

NEW DOOR + WINDOW SCHEDULE GA

Scale 1:50

DOOR SCHEDULE

DOOR-SET 01: BETWEEN CREMATOR ROOM AND NEW CONTROL ROOM

- 2NO EXISTING DOUBLE DOOR LEAFS MEASURED AS 1300MM (W) X 2050 MM (H) OVERALL. EXISTING DOORS TO BE RETAINED WITH NEW FIRE CURTAIN PROVIDED.
- NEW ARCHITRAVES TO MATCH EXISTING.
- REQUIRES NEW FIRE CURTAIN - FIREMASTER A1 FIRE CURTAIN TO BS 8524, INTEGRITY RATING 180mins, RADIATION RATING 30mins. FIRE CURTAIN FORMED INTO DOOR OPENING

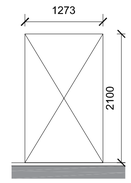

DOOR-SET 02: BETWEEN CREMATOR ROOM AND CORRIDOR -

- 2NO EXISTING DOUBLE DOOR LEAFS MEASURED AS 1680MM (W) X 2050 MM (H) OVERALL. REPLACED WITH NEW FD60S DOOR-SET TO BE A DOOR AND A HALF WITH VISION PANELS TO MAIN LEAF. DOORS TO BE FITTED WITH HOLD DEVICES LINKED BACK TO FAIL SAFE ON ACTIVATION OF THE FIRE ALARM.
- NEW ARCHITRAVES TO MATCH EXISTING.

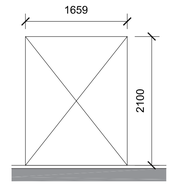

DOOR-SET 03: BETWEEN NEW CONTROL ROOM AND CORRIDOR -

- FORM A NEW OPENING IN EXISTING BRICKWORK INTERNAL WALL. INSTALL CONCRETE LINTOL ABOVE (FURTHER INVESTIGATION REQ BY SE). INSTALL NEW FD-60S SINGLE DOOR-SET. DOOR LEAF TO BE CIRCA 2050MM (H) X 910MM (W) WITH A VISION PANEL. DOOR TO HAVE ARCHITRAVE PROFILE SIMILAR TO THE ADJACENT EXISTING DOORS.
- NEW ARCHITRAVES TO MATCH EXISTING.

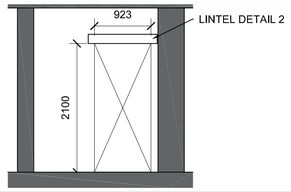

GLAZED SCREEN 01 -

- FORM AN OPENING APPROXIMATELY 1600MM (W) X 900MM (H) AT 1150MM AFFL TO LINE THROUGH WITH EXISTING ADJACENT DOOR. INSTALL STRUCTURAL LINTEL ABOVE THE OPENING (TO SE DETAILS). INSTALL NEW BE 60 MINUTES INTEGRITY RATED GLAZED SCREEN WITH HARDWOOD ARCHITRAVE SURROUND OF A SIMILAR PROFILE TO THE EXISTING DOOR ARCHITRAVES. MAKE ALLOWANCE FOR THE EXISTING RADIATOR TO THE CREMATOR ROOM TO BE LOWERED TO SIT BELOW THE SCREEN IF NECESSARY.
- REBATE TO WINDOW FOR GLASS.
- GLASS SPEC TO BE ADVISED BY A FIRE CONSULTANT
- NEW ARCHITRAVES TO MATCH EXISTING.

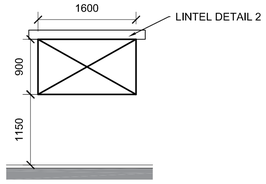

HIGH LEVEL WINDOWS TO THE CREMATOR ROOM -

- THESE WERE MEASURED AT 4222MM (W) X 1520MM (H). REPLACEMENT OF 3NO PANES CIRCA 1800MM (W).



TYPICAL DOOR

- NEW DOORS TO HAVE A BLACK FINISH TO MATCH EXISTING.
- VISION PANELS TO BE CONFIRMED BY A FIRE CONSULTANT WITH RELEVANT SETTING OUT PROVIDED.

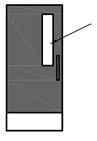

IMAGE REFERENCE OF DOR-027A



GENERAL NOTES

THIS DRAWING IS TO BE READ IN CONJUNCTION WITH ALL OTHER RELEVANT ARCHITECTURAL, ENGINEERING DRAWINGS AND SPECIFICATIONS.

DO NOT SCALE OFF THIS DRAWING. ALL DETAILS AND DIMENSIONS ARE TO BE CHECKED BY THE CONTRACTOR/FABRICATOR PRIOR TO COMMENCEMENT OF CONSTRUCTION/FABRICATION. ANY DISCREPANCIES ARE TO BE REPORTED TO THE ENGINEER.

THE CONTRACTOR IS RESPONSIBLE FOR THE STABILITY OF THE STRUCTURE DURING CONSTRUCTION.

ALL LEVELS TO BE CONFIRMED.

ALL DIMENSIONS ARE IN MILLIMETRES UNLESS NOTED OTHERWISE.

FLOOR TO CEILING CHECK DIMS
FLOOR TO CEILING HEIGHTS WERE ALSO CHECKED TO THE CHARGING ROOM (3425MM) AND THE MAIN CREMATOR ROOM (5165MM). WE THINK THERE IS A DISCREPANCY ON CLANCEY'S INFORMATION AND AS SUCH WE ACTUALLY HAVE MORE ROOM THAN WE THOUGH TO INSTALL THE 2NO HIGH LEVEL LOUVRES.

Rev	Date	Description	By	Check
03	20/08/21	FIRE CURTAIN ADDED	OB	JG
02	09/06/21	CLIENT/L.A COMMENTS	OB	JG
01	12/05/21	ISSUE FOR INFORMATION	OB	JG

COPYRIGHT: THE COPYRIGHT OF THIS DRAWING IS VESTED IN CLANCY CONSULTING.
IT SHALL NOT BE USED WITHOUT PERMISSION BY ANYONE FOR ANY PURPOSE.
DO NOT SCALE THIS DRAWING ELECTRONICALLY OR MANUALLY.
WORK TO FIGURED DIMENSIONS ONLY.
ALL DIMENSIONS ARE IN MILLIMETRES UNLESS STATED OTHERWISE.
DO NOT TURN ON LAYERS THAT HAVE BEEN TURNED OFF.
DO NOT THAW LAYERS THAT HAVE BEEN FROZEN.

Client	ENGIE
Project	BLACKLEY CREMATORIUM
Office	LIVERPOOL
Discipline	STRUCTURAL
App.	JG
Title	REPLACEMENT INTERNAL DOOR AND GLAZED SCREEN SCHEDULE
Scale @ A1	AS SHOWN
Status	INFORMATION

clancy consulting
www.clancy.co.uk
Birmingham 0121 200 3000 - Glasgow 0141 222 2200 - Liverpool 0151 227 3000 - London 0203 077 0017 - Manchester 0161 815 8000 - Newcastle 0191 221 1722 - Norwich 01603 300 990 - Prestwich 0282 476376 - Reading 0118 941 1866

Originator	Job Number	Discipline	Building/Zone
CCL	4/7942	S	ALL
Type	**Level**	**Drawing No.**	**Revision**
GA	GRN	112	03