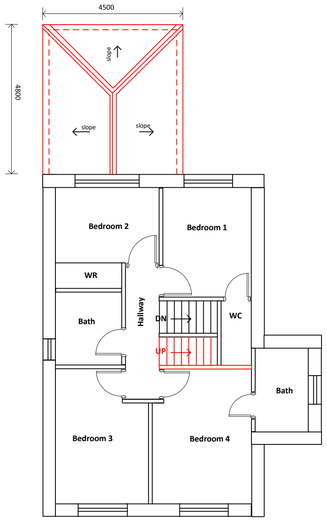

PROPOSED 1st FLOOR PLAN

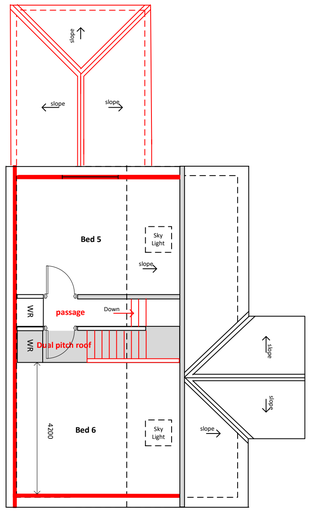

PROPOSED DORMER PLAN

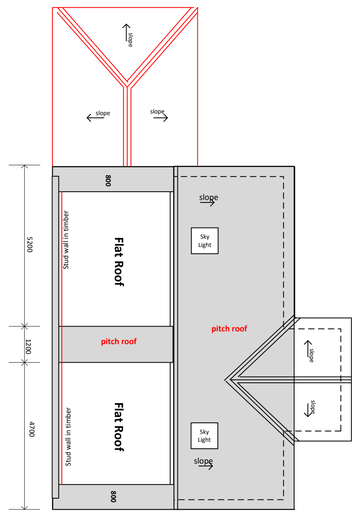

PROPOSED ROOF PLAN

Scale Bar 1:100

0 5 10m

Design 4 Build Services 77 Fields new Road, Oldham OL9 8BT Mob. 07722432673			
Client	Mr. Muhammad Anss 34 Saddlecote Close Manchester M8 5EG		
Title	Construction of Dormer in Loft		
Scale	1 = 100@A3	Drawing No.	AS-PP-05 10/08/2021

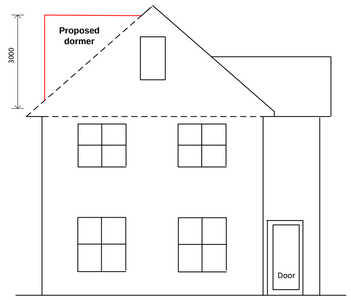

PROPOSED FRONT ELEVATION



PROPOSED REAR ELEVATION

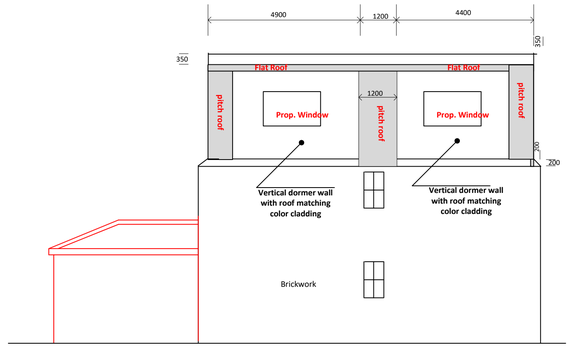

PROPOSED SOUTH EAST ELEVATION

Design 4 Build Services 77 Fields new Road, Oldham OL9 8BT Mob. 07722432673			
Client	Mr. Muhammad Anss 34 Saddlecote Close Manchester M8 5EG		
Title	Construction of Dormer in Loft		
Scale	1 = 100@A3	Drawing No.	AS-PP-04 10/08/2021

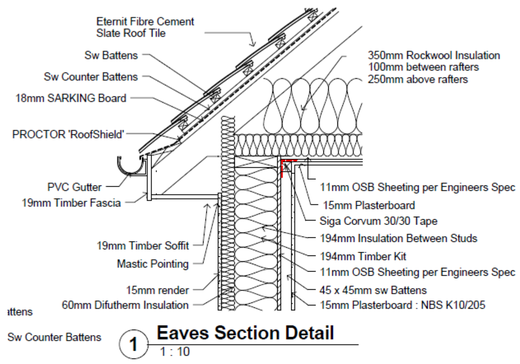

1 **Eaves Section Detail**
1 : 10

NOTE

The construction of dormer in loft is a permitted development.

The applicant is willing pre-approval so no one can have objection on its construction.

Application is submitted for approval.

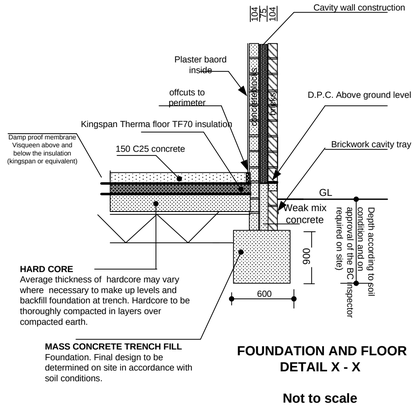

FOUNDATION AND FLOOR DETAIL X - X

Not to scale

New Ground Floor

All vegetable soil and deleterious matter stripped off site. Lay min. 150 mm of clean crushed stone hardcore and compact. Lay 1200 guage DPM and fully lap with DPC. Any joint in DPM to be lapped min. 300 mm. Provide 100 mm KINGSPAN / CELETE or equivalent insulation as shown in the section. Lay min. 100 mm concrete (1:2:4, 20 mm aggregate) slab finish surface of with 65 mm sand/ cement screed or 25 mm Asphalt. For any existing wood floor ventilation, , lay 100 mm dia PVC pipe in new ground floor.
Consult architect or site engineer for minimum thicknesses.

Design 4 Build Services 77 Fields new Road, Oldham OL9 8BT Mob. 07722432673			
Client	Mr. Muhammad Anss 34 Saddlecote Close Manchester M8 5EG		
Title	Construction of Dormer in Loft		
Scale	1 = 100@A3	Drawing No.	AS-PP-06 10/08/2021