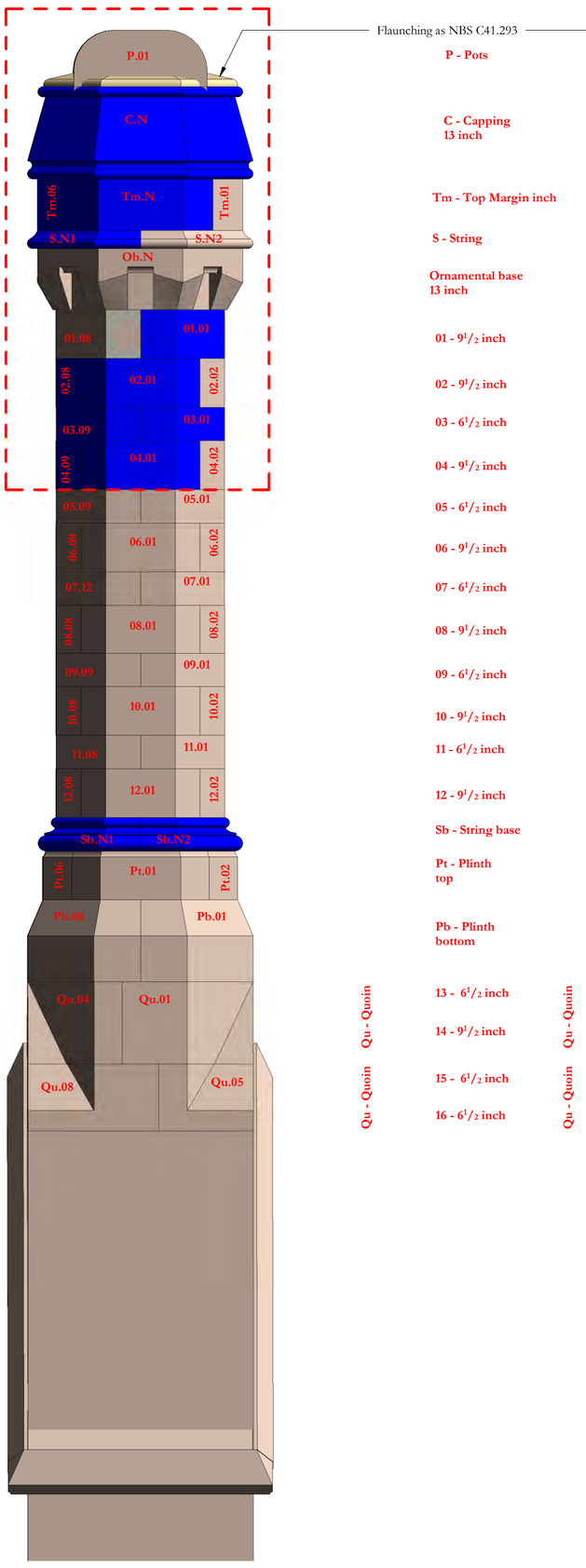

P - Pots

C - Capping
13 inch

Tm - Top Margin inch

S - String

Ornamental base
13 inch

01 - 9 1/2 inch

02 - 9 1/2 inch

03 - 6 1/2 inch

04 - 9 1/2 inch

05 - 6 1/2 inch

06 - 9 1/2 inch

07 - 6 1/2 inch

08 - 9 1/2 inch

09 - 6 1/2 inch

10 - 9 1/2 inch

11 - 6 1/2 inch

12 - 9 1/2 inch

Sb - String base

Pt - Plinth
top

Pb - Plinth
bottom

13 - 6 1/2 inch

14 - 9 1/2 inch

15 - 6 1/2 inch

16 - 6 1/2 inch

CS19 North
1 : 20

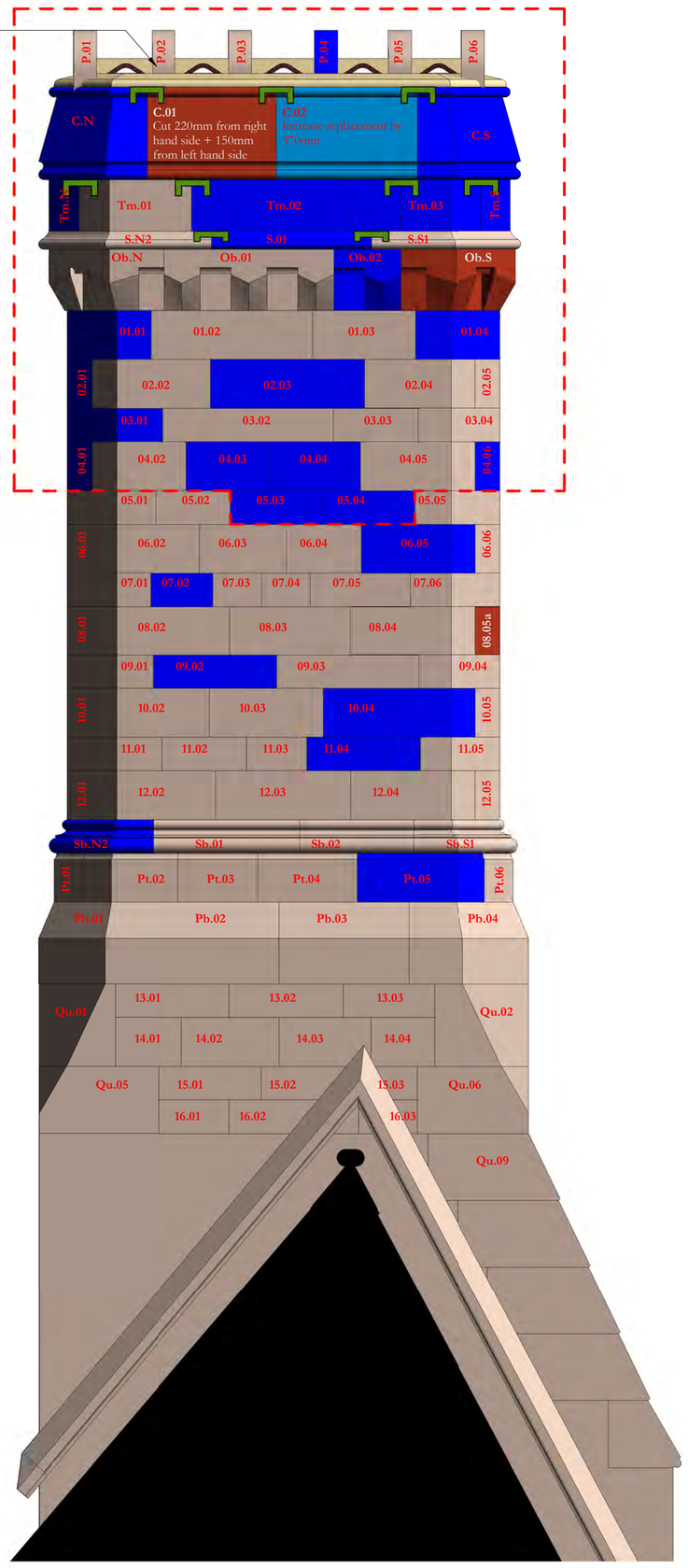

CS19 West
1 : 20

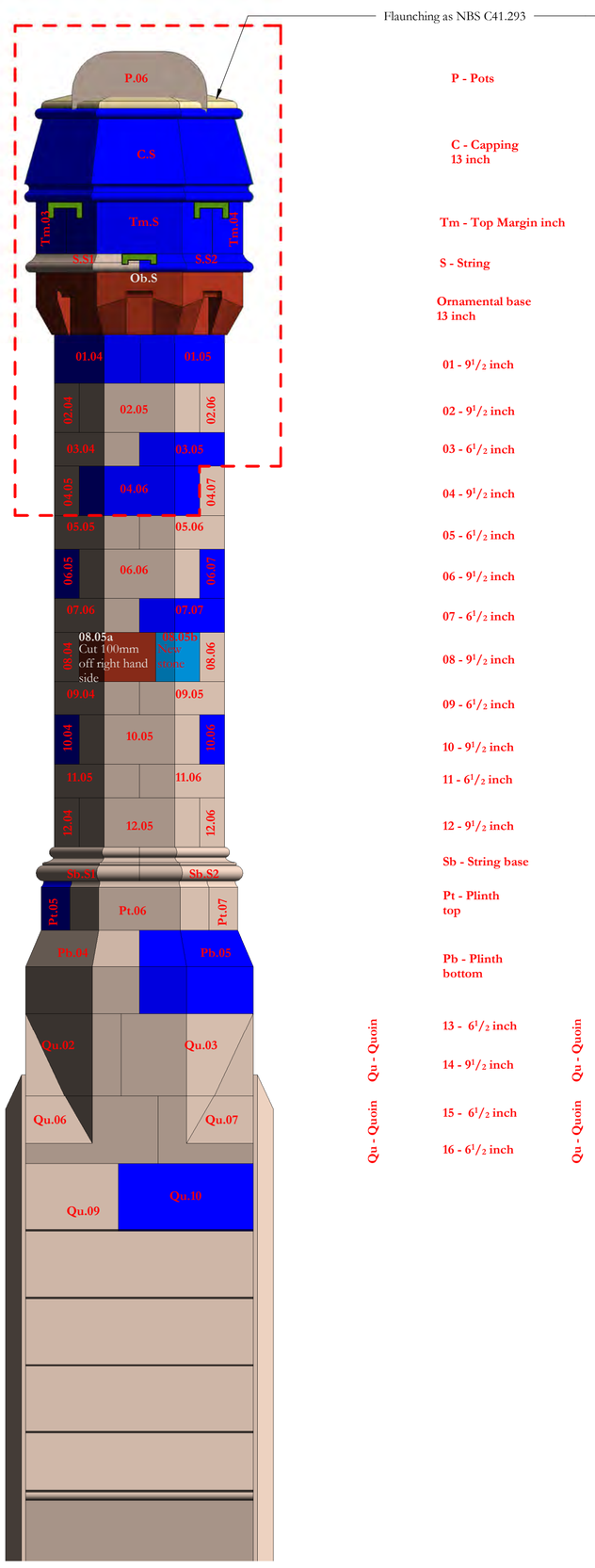

P - Pots

C - Capping
13 inch

Tm - Top Margin inch

S - String

Ornamental base
13 inch

01 - 9 1/2 inch

02 - 9 1/2 inch

03 - 6 1/2 inch

04 - 9 1/2 inch

05 - 6 1/2 inch

06 - 9 1/2 inch

07 - 6 1/2 inch

08 - 9 1/2 inch

09 - 6 1/2 inch

10 - 9 1/2 inch

11 - 6 1/2 inch

12 - 9 1/2 inch

Sb - String base

Pt - Plinth
top

Pb - Plinth
bottom

13 - 6 1/2 inch

14 - 9 1/2 inch

15 - 6 1/2 inch

16 - 6 1/2 inch

CS19 South
1 : 20

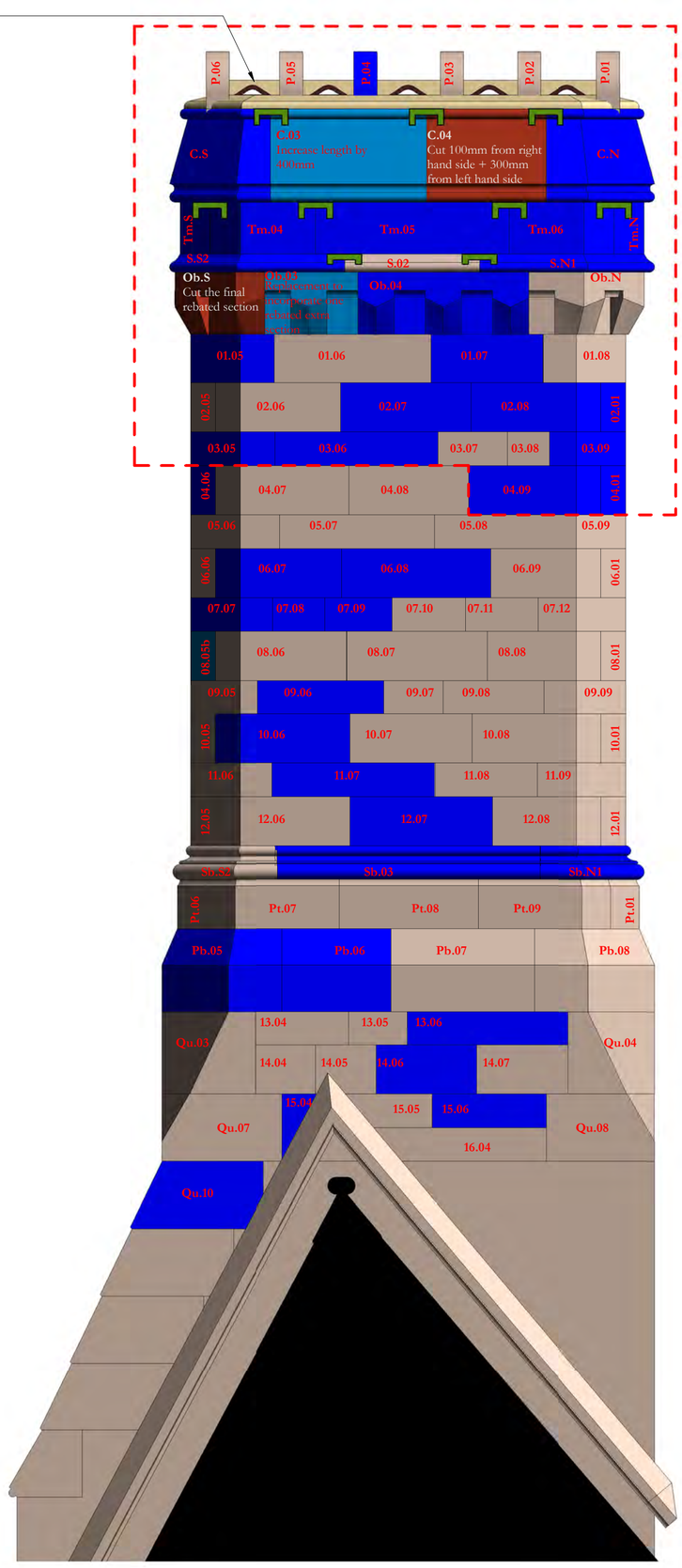

CS19 East
1 : 20

Scale Bars to be used as guidance only - refer to sheet size below

1:100	mm	1000	3000	5000	7000	
1:200	mm	5000	8000	12000	16000	
1:500	M	5	15	25	35	
1:1250	M	10	30	50	70	90

Notes:
Drawings are based on survey data and may not accurately represent what is physically present.
Do not scale from this drawing. All dimensions are to be verified on site before proceeding with the work.
All dimensions are in millimeters unless noted otherwise.
Purcell shall be notified in writing of any discrepancies.

Key Plan

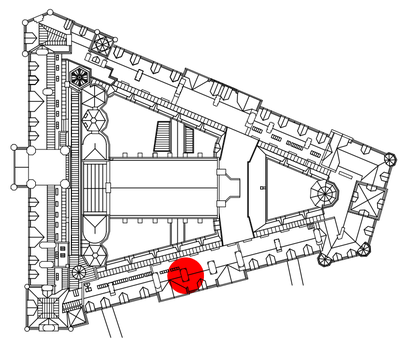

KEY

- 05.04 — Existing stone and reference number
- 05.04 — Existing stone to be adjusted and retained.
- 05.04 — Existing eroded or damaged stone to be reused after cutting to new size
- New location reference / Original reference: 05.04 = R3.03 — Existing stone cut to new size and used to replace damaged or eroded stone.
- 05.04 — New stone like for like replacement of existing
- Course number (from top down) / Stone number: 05.04 — New stone new size to suit location following adjustment of existing stones
- Descale stone as NBS clause C41.456
- Redress stone as NBS clause C41.459
- Proposed extent of dismantling and rebuild
- Replacement cramps between stones as NBS reference C41.282 (50, 170)
- Remove metal fixing and fill hole as NBS reference C41.411
- Replacement cramps between stones as NBS reference C41.285 (80, 170)
- Mortar repair as NBS reference C41.518
- Replacement cramps across feathers as NBS reference C41.283
- Replace eroded terracotta bricks as NBS clause C41.276
- Replace terracotta pot with new pot to match existing

NOTES

Refer to NBS reference C41.321 for rebuilding chimneys.

Sections of chimney that are not rebuilt are to be repointed as NBS reference C41.821 with brick sections repointed as reference C41.822

The whole chimney is to be repointed as NBS reference C41.805

Revision 01
Drawing updated post validation survey

ISSUE	DATE	APPROVED	DRAWN	DESCRIPTION
01	23/07/2021	GR	TK	See note in revision cloud
-	28/05/2019	GR	SK	First Issue

OUR TOWN HALL PROJECT

PURCELL

Project Office, Town Hall, MANCHESTER M60 2L1
+44 (0) 7970 097 432
www.purcelluk.com

PROJECT STATUS	Riba Stage 5
CLIENT	Manchester City Council
PROJECT	Our Town Hall
DRAWING TITLE	Chimney Number CS19 Proposed repairs
SIZE & SCALE	A1: As indicated
DRAWING STATUS	S4 - Construction
JOB NUMBER	236959
DRAWING NO.	OTH-PUR-TH-RF-DWG-A-4179
REV	01

© PURCELL 2019. PURCELL ® IS THE TRADING NAME OF PURCELL ARCHITECTURE LTD.

26/07/2021 13:14:57