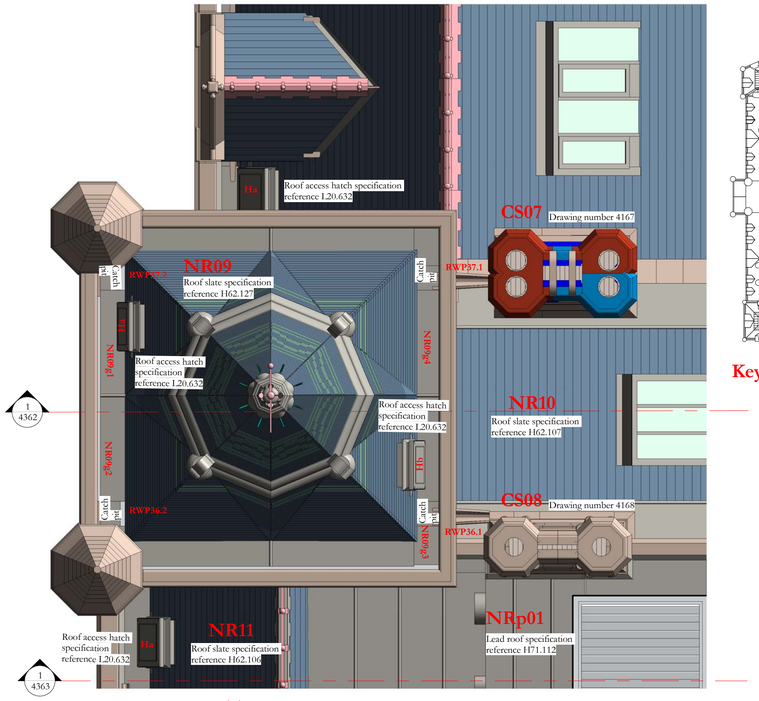

Princess Street Tower Roof Plan

Scale 1:50

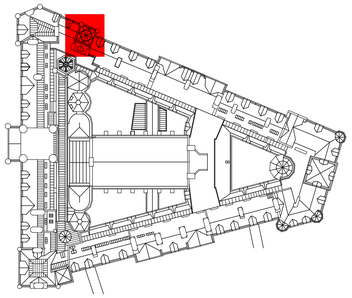

Key plan_Princess tower

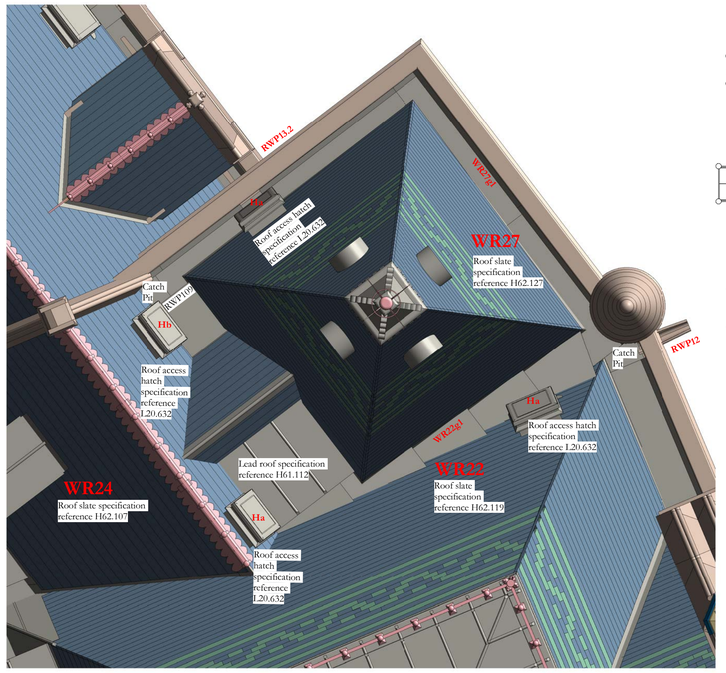

Lloyd Street Tower Roof Plan

Scale 1:50

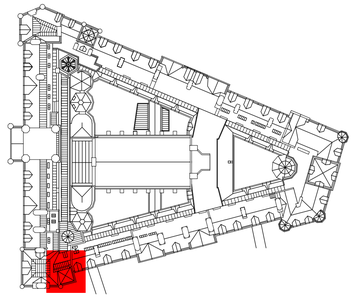

Key plan_Lloyd Tower

1 : 1000



Albert Square Porch Roof Plan

Scale 1:50

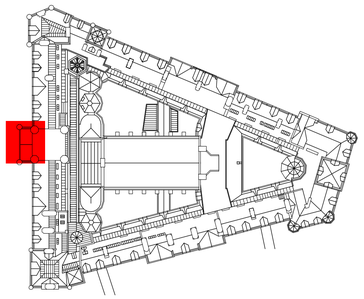

Key plan_Albert Foyer

1 : 1000

Scale Bars to be used as guidance only - refer to sheet size below

1:100	mm	1000	3000	5000	7000		
1:200	mm	5000	8000	12000	16000		
1:500	M	5	15	25	35		
1:1250	M	10	30	50	70	90	

Notes:
Drawings are based on survey data and may not accurately represent what is physically present.
Do not scale from this drawing. All dimensions are to be verified on site before proceeding with the work.
All dimensions are in millimeters unless noted otherwise.
Purcell shall be notified in writing of any discrepancies.

Key Plan

Revision 03
Rooflight NR10_rl01 added to roof Nr10

Revision 02
Reissued for construction no change

ISSUE	DATE	APPROVED	DRAWN	DESCRIPTION
03	06/04/2021	GR	TK	See note in revision cloud
02	07/05/2020	GR	TK	Re-issued for construction, see note in cloud
01	30/09/2019	GR	TK	Drawing status updated to tender

OUR TOWN HALL PROJECT

PURCELL

Project Office, Town Hall, MANCHESTER M60 2L1
+44 (0) 7970 097 432
www.purcelluk.com

PROJECT STATUS	Riba Stage 5
CLIENT	Manchester City Council
PROJECT	Our Town Hall
DRAWING TITLE	Princess Street tower, Lloyd Street tower and Albert Square porch plans
SIZE & SCALE	A1: As indicated
DRAWING STATUS	S4 - Construction
JOB NUMBER	236959
DRAWING NO.	OTH-PUR-TH-RF-DWG-A-4317
REV	03

© PURCELL 2019. PURCELL ® IS THE TRADING NAME OF PURCELL ARCHITECTURE LTD.

09/04/2021 15:50:54