

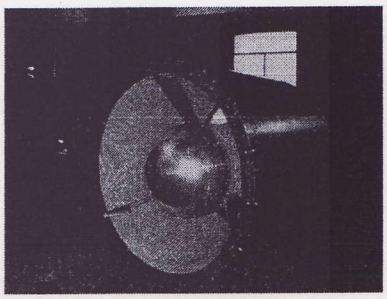

STANDARD CIRCULAR SILENCER INSERTION LOSS DATA

@ +20oC and 5m/sec FACE VELOCITY

			OCTAVE BAND CENTRE FREQUENCIES (Hz)							
SILENCER SIZE	**CODE**	**P.A**	**63**	**125**	**250**	**500**	**1K**	**2K**	**4K**	**8K**
200-550 dia	CDA.1D	ALL	2	4	6	10	14	10	7	8
	CDA.2D	A	4	8	13	17	23	17	12	11
		B	4	8	12	17	23	17	12	10
		C	4	7	10	15	19	16	12	9
	CDAP.1D	A	4	6	8	12	21	21	18	15
		B	4	6	8	11	18	19	17	14
		C	4	6	8	11	14	16	11	10
	CDAP.2D	A	7	10	12	24	29	29	27	23
		B	7	10	12	21	26	26	24	22
		C	7	10	11	18	21	20	17	15
600-800 dia	CDA.1D	ALL	3	4	9	15	15	8	7	6
	CDA.2D	A	6	8	13	22	23	14	13	9
		B	6	8	13	22	22	13	12	9
		C	6	8	12	20	18	13	11	9
	CDAP.1D	A	4	6	8	17	25	21	18	11
		B	4	6	8	17	23	20	18	10
		C	4	6	8	16	18	16	13	10
	CDAP.2D	A	8	11	16	30	35	31	29	22
		B	8	11	16	27	32	31	29	19
		C	8	11	16	24	23	22	21	17
1000-1500 dia	CDA.1D	ALL	3	4	9	14	13	7	7	6
	CDA.2D	A	6	8	14	22	20	13	12	9
		B	6	8	13	21	18	12	11	9
		C	6	8	12	19	16	11	10	7
	CDAP.1D	A	4	6	11	21	20	16	13	11
		B	4	6	11	20	18	15	13	11
		C	4	6	11	17	16	14	12	10
	CDAP.2D	A	8	11	18	30	32	30	24	16
		B	8	11	18	26	27	26	22	16
		C	8	11	18	21	20	22	20	16
1600-2000 dia	CDA.1D	ALL	4	5	10	14	11	6	6	5
	CDA.2D	A	8	9	14	19	18	12	11	9
		B	8	9	14	19	17	11	10	9
		C	8	9	13	18	14	10	9	8
	CDAP.1D	A	5	7	12	21	20	13	12	9
		B	5	7	12	19	18	13	11	9
		C	5	7	12	15	16	12	10	8
	CDAP.2D	A	10	14	21	26	29	28	18	15
		B	10	14	21	25	27	25	16	14
		C	10	14	21	21	20	20	15	14

P.A = Fan Impeller Pitch Angle.
A = upto 12 degrees
B = upto 20 degrees
C = upto 45 degrees

The Above Data Is Offered As Being Indicative Only
For Guaranteed Data (when applicable) Please Consult With (DBA) Technical Services Ltd.
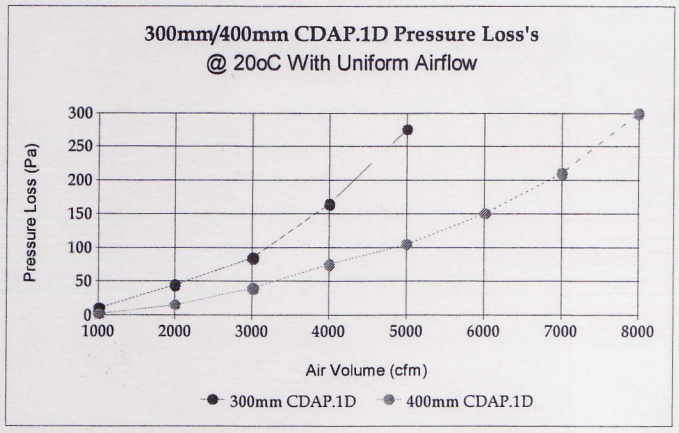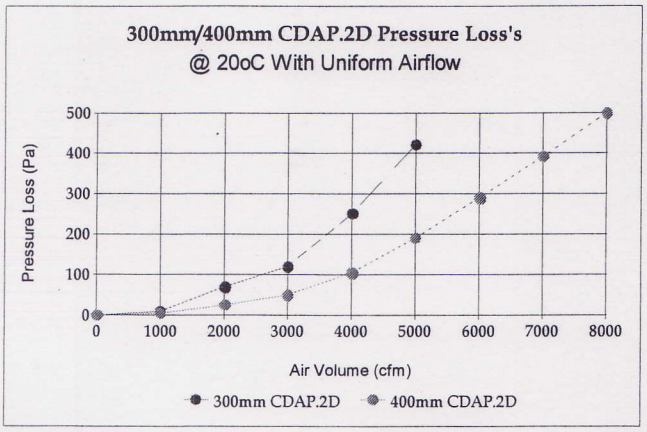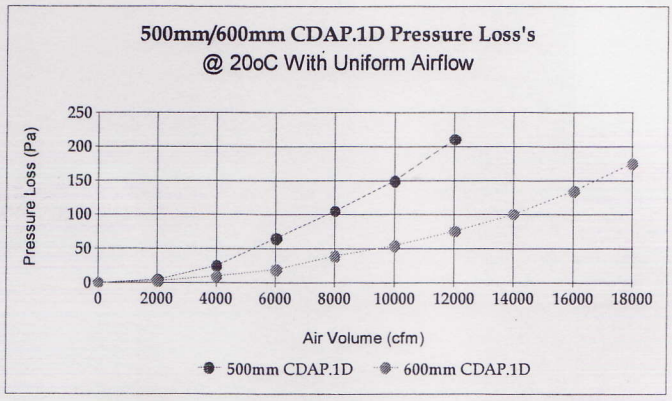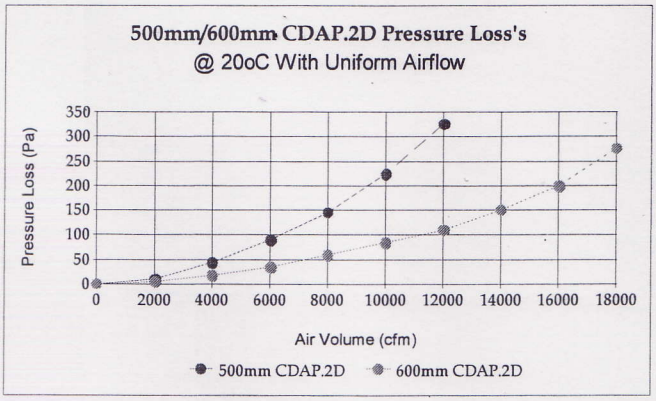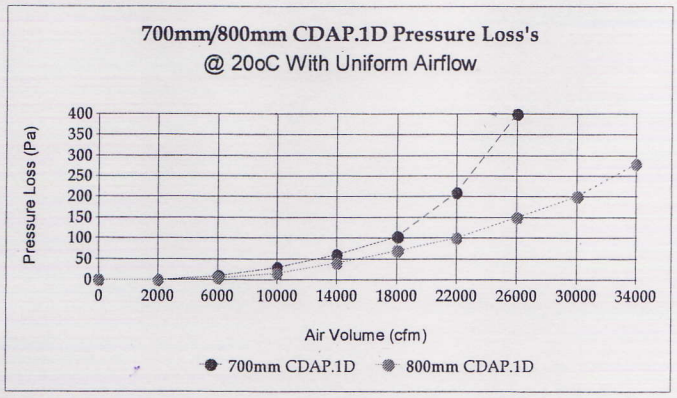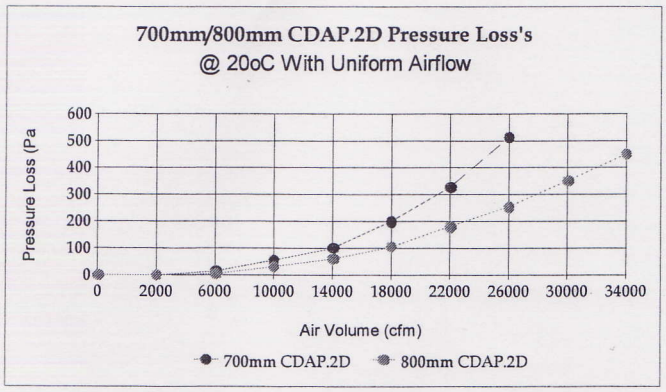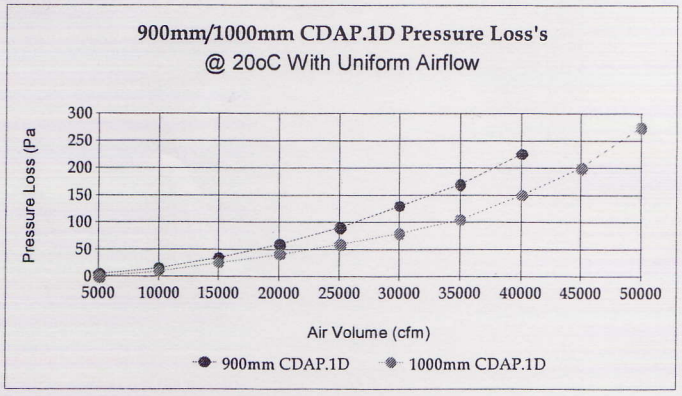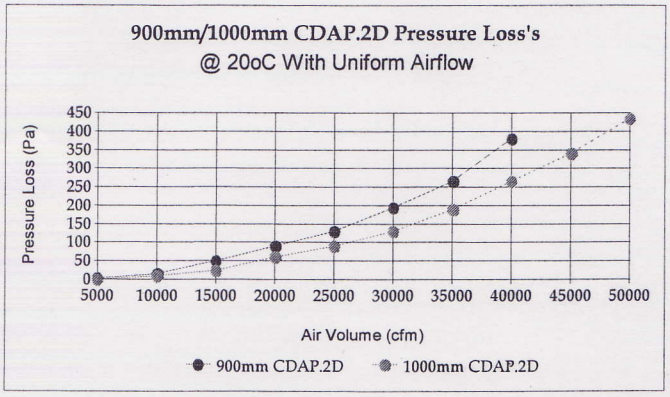
CDAP Type Silencer Flow Resistance's