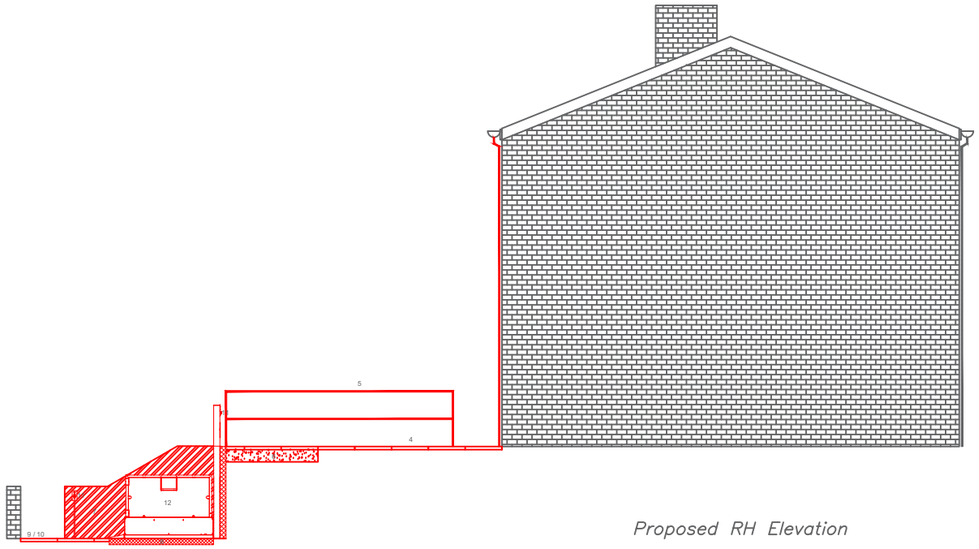

Proposed RH Elevation

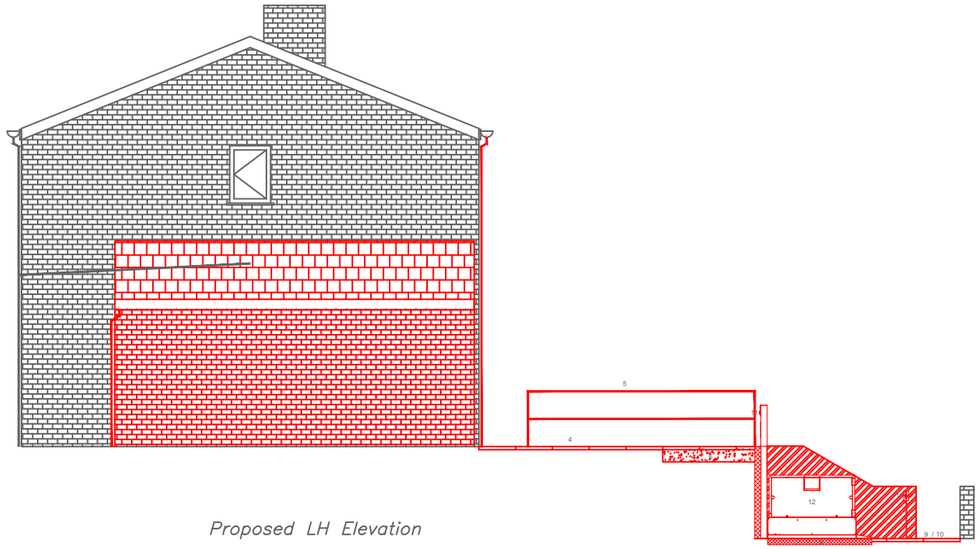

Proposed LH Elevation

4 - Flag plinth at internal floor level, lift face to be solid brick or 7kn concrete concealed behind the lift
5 - Steel balustrade type railings to all exposed sides of the plinth
6 - 1200mm x 1500mm x 200mm thick concrete incorporated into the plinth to finish flush with the lifting face
7 - New 220mm thick brick retaining walls to three sides to form lift alcove and path access
8 - 1700mm x 1800mm x 100mm flat concrete base under lift position with stippled finish (level side to side), to fall away from lifting face, max fall 10mm over 1700mm
9 - Level flagged area in front of lift
10 - Graded flagged area to existing drive level
11 - Post mounted call station
12 - Pollock Independence step lift with upper and lower gate, platform size 800mm x 1400mm SWL 500Kg

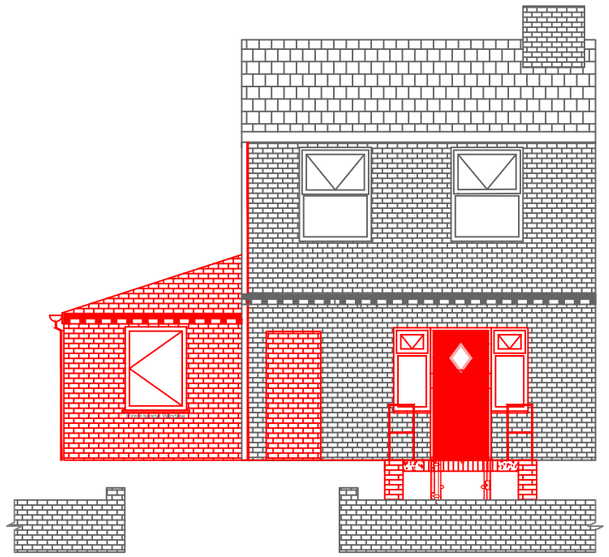

Proposed Front Elevation

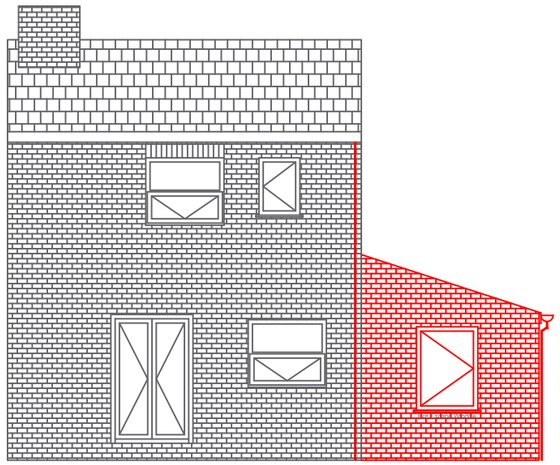

Proposed Rear Elevation

Proposed Elevations

Manchester`s Local Care Organisation

Technical Officer Service

29 Poland St, Unit 1
Ancoats,
Manchester,
M4 6AZ

Applicants Name:
Mrs Veronica Thomas

Property Address:
24 Crab Lane
Blackley
Manchester
M9 8WB

REVISIONS -

Date: **05/01/2021**

Paper Size: **A3**

Scale: **1:100**

Drawn By:
Brian Taylor

Manchester Equipment & Adaptations Partnership