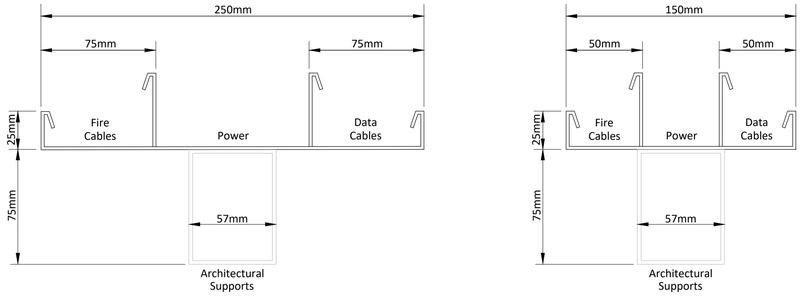

Typical High Level Containment Layout
Scale 1:2

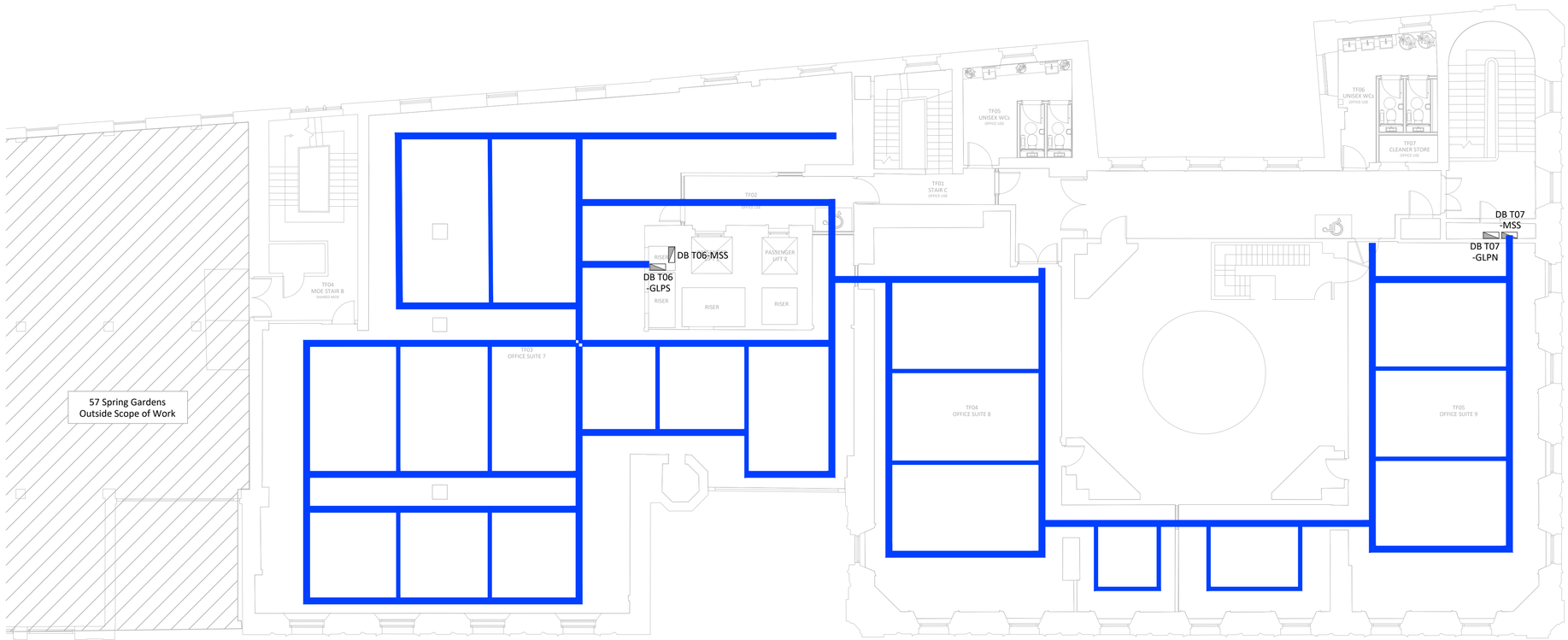

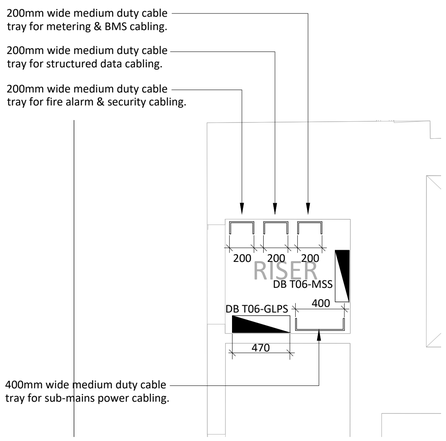

Plan - Riser Layout
Scale 1:25

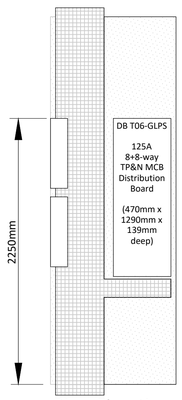

Riser Elevation
(Right side)
Scale 1:25



Riser Elevation
(Rear)
Scale 1:25

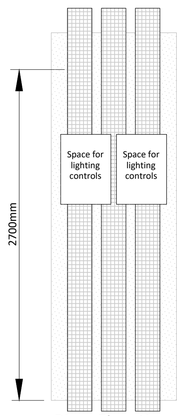

Riser Elevation
(Left side)
Scale 1:25

Do not scale from this drawing.
Verify dimensions by site measurement.
Read this drawing in conjunction with the latest architectural and structural drawings.

This drawing is based on the following information:-

Notes

1. This drawing to be read in conjunction with all mechanical, electrical & public health drawings for this contract.
2. All services work to be carried out in accordance with the relevant Engineering Specification for this contract.
3. The sizing and on-site coordination of containment for all cabling systems forms part of the contractors design portion (CDP). Refer to specification for further details.

Legend

- Heavy duty cable tray for sub-mains cabling (size to be confirmed)
- 250mm wide medium duty cable tray with dividers to split the tray into 3 segregated sections; 75mm fire, 100mm general small power & lighting, 75mm data & ELV
- 150mm wide medium duty cable tray with dividers to split the tray into 3 segregated sections; 50mm fire, 50mm general small power & lighting, 50mm data & ELV
- 200mm wide medium duty cable tray for incoming telecoms cables by service providers
- 150mm wide medium duty cable tray for incoming telecoms cables by service providers
- 170x57mm 3-Compartment white uPVC skirting trunking, as MK Electric Prestige 3D, or equivalent and accepted.

Revision	Date	Description	Drawn	Checked
02	29/04/22	Stage 4 Tender Issue.	RMF	RMF
01	31/03/22	Stage 3 Issue.	RMF	RMF

hilsonmoran.com
info@hilsonmoran.com

Client
Bruntwood

Project
38-42 Mosley Street
Grade 2* Listed Building Refurbishment

Drawing Title
Electrical Services
Third Floor
Containment Layout

Scale	Sheet Size	Checked	Approved
1:100	A1	RMF	SR

Status: RIBA STAGE 4 TENDER ISSUE
HM Project No.: 27618

Drawing No.: 27618-HM-ZZ-03-DR-ES-4204
Rev: 02

Copyright © 2017 by Hilson Moran