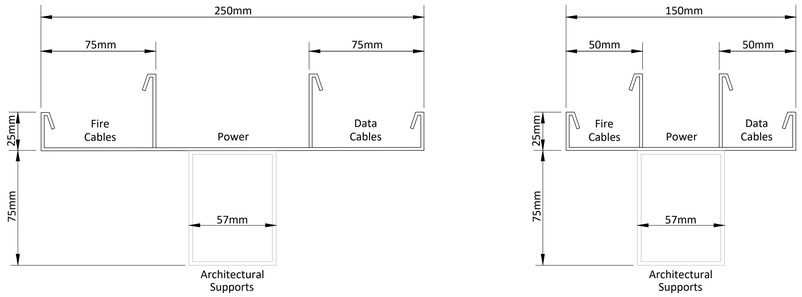

Typical High Level Containment Layout
Scale 1:2

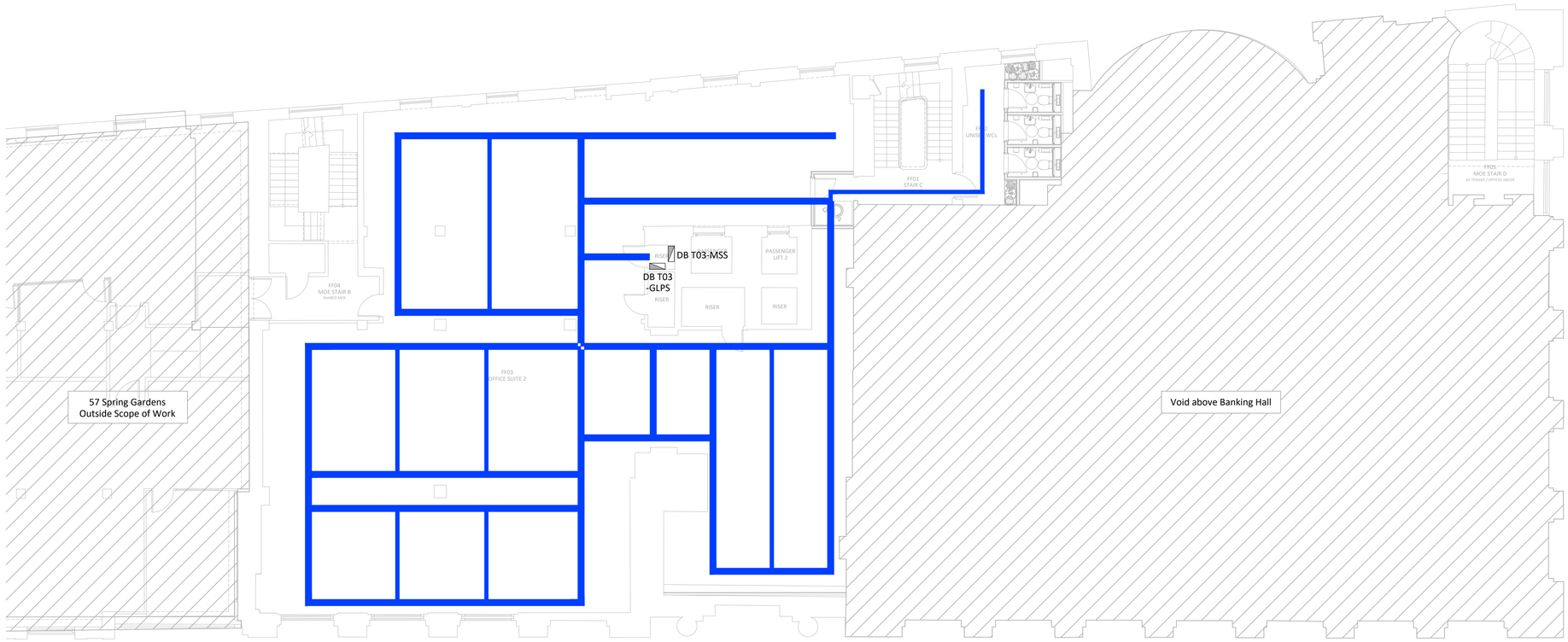

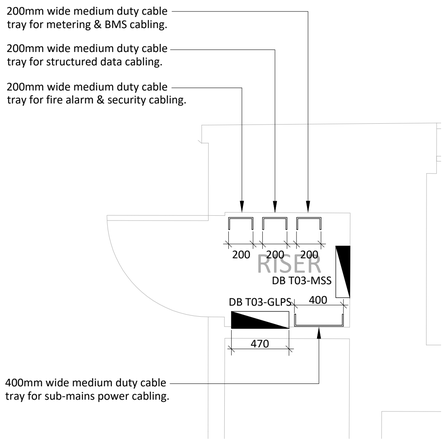

Plan - Riser Layout
Scale 1:25

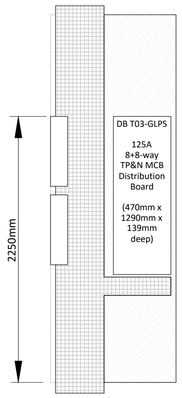

Riser Elevation
(Right side)
Scale 1:25

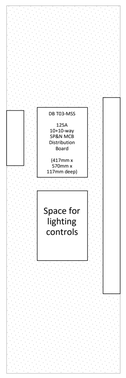

Riser Elevation
(Rear)
Scale 1:25

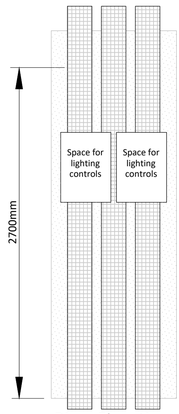

Riser Elevation
(Left side)
Scale 1:25

Copyright © 2017 by Hilson Moran

Do not scale from this drawing.
Verify dimensions by site measurement.
Read this drawing in conjunction with the latest architectural and structural drawings.

This drawing is based on the following information:-

Notes

1. This drawing to be read in conjunction with all mechanical, electrical & public health drawings for this contract.
2. All services work to be carried out in accordance with the relevant Engineering Specification for this contract.
3. The sizing and on-site coordination of containment for all cabling systems forms part of the contractors design portion (CDP). Refer to specification for further details.

Legend

- Heavy duty cable tray for sub-mains cabling (size to be confirmed)
- 250mm wide medium duty cable tray with dividers to split the tray into 3 segregated sections; 75mm fire, 100mm general small power & lighting, 75mm data & ELV
- 150mm wide medium duty cable tray with dividers to split the tray into 3 segregated sections; 50mm fire, 50mm general small power & lighting, 50mm data & ELV
- 200mm wide medium duty cable tray for incoming telecoms cables by service providers
- 150mm wide medium duty cable tray for incoming telecoms cables by service providers
- 170x57mm 3-Compartment white uPVC skirting trunking, as MK Electric Prestige 3D, or equivalent and accepted.

Revision	Date	Description	Drawn	Checked
02	29/04/22	Stage 4 Tender Issue.	RMF	RMF
01	31/03/22	Stage 3 Issue.	RMF	RMF

hilsonmoran.com
info@hilsonmoran.com

Client
Bruntwood

Project
38-42 Mosley Street
Grade 2* Listed Building Refurbishment

Drawing Title
Electrical Services
First Floor
Containment Layout

Scale	Sheet Size	Checked	Approved
1:100	A1	RMF	SR

Status: RIBA STAGE 4 TENDER ISSUE
HM Project No.: 27618

Drawing No.: 27618-HM-ZZ-01-DR-ES-4202
Rev: 02