PROPOSED PLANS AND ELEVATIONS

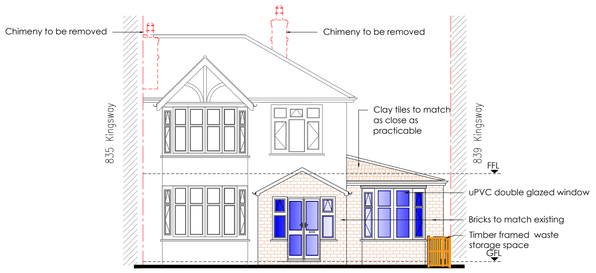

Proposed Front Elevation

Scale 1:100

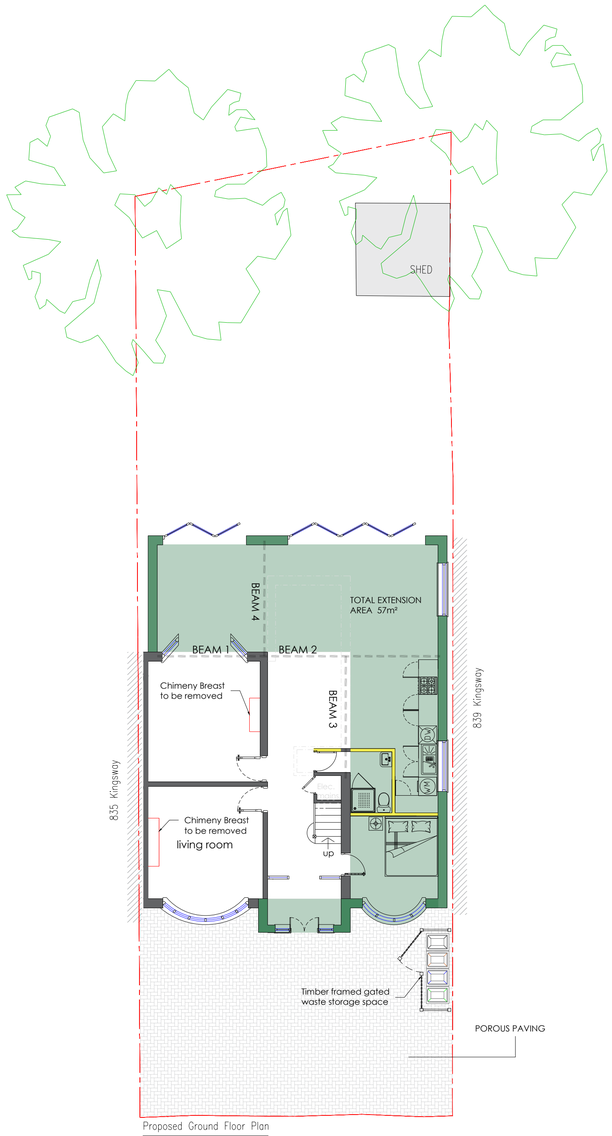

Proposed Ground Floor Plan

Scale 1:100

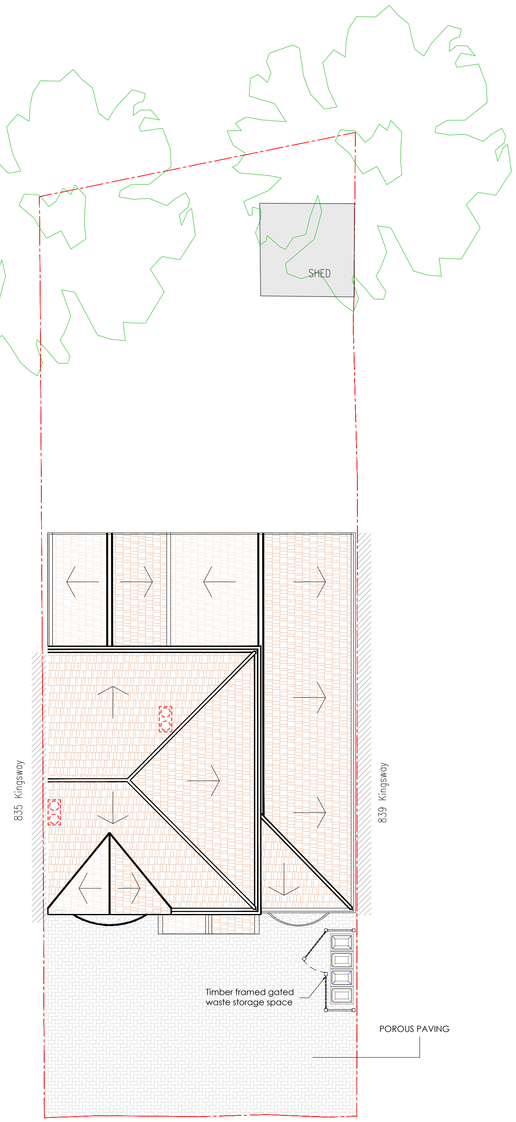

Proposed Roof Plan

Scale 1:100

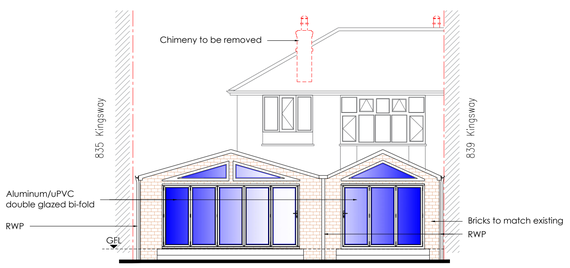

Proposed Rear Elevation

Scale 1:100

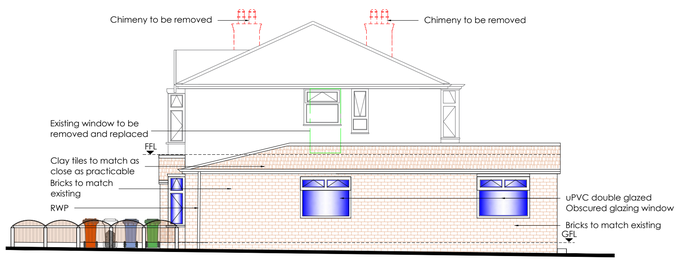

Proposed Side Elevation

Scale 1:100

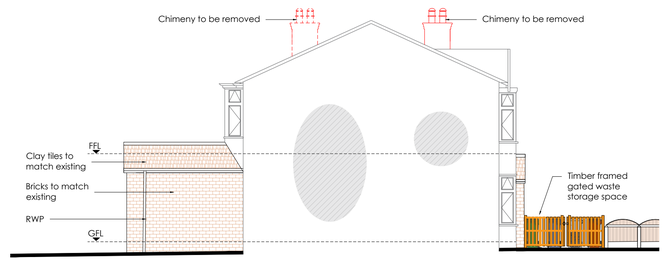

Proposed Party Wall Side Elevation

Scale 1:100

GENERAL NOTES

1. The contractor must check the site and the approved drawings before commencing the works and must take any working measurements as necessary and any discrepancy must be reported to the client.
2. Work shall comply with any current relevant BS/codes of practices and confirm to the Building Regulations including the latest amendment. The contractor is responsible for setting out the works.

PROJECT ADDRESS

837 Kingsway
Manchester
M20 5PA

PROJECT

Single Storey Side Extension
Single Storey Rear Extension

KEY

RWP	Rain water pipe
SVP	Soil Vent Pipe
I.C	Inspection Chamber
BIG	back inlet gully
	Boundary
WM	Washing Machine
TD	Tumble Dryer
DW	Dish Washer
MW	Microwave
	Proposed Extension

REVISION	DATE
Side facing windows to be obscured glazing	07/01/2022
Waste storage location identified	07/01/2022
Porous paving added	10/01/2022
Waste storage specification	12/01/2022

Drawing No.
PP85(3)20

Scale
1:100 @ A1

Date
19.10.21

Drawn by
at

AT A. Design
Address:
12 Hastings Gardens
Stockport
SK5 8BF
T. 07830039347
E. ata_design@hotmail.com