TYPICAL ARRANGEMENT OF MAINS IN A CARRIAGEWAY.

NOTES*

1. THE LAYOUT OF MAINS IS GENERALLY IN ACCORDANCE WITH THE 'REPORT OF JOINT COMMITTEE ON LOCATION OF UNDERGROUND SERVICES' PUBLISHED BY THE INSTITUTION OF CIVIL ENGINEERS.

2. THE DIMENSIONS SHOWN REPRESENT THE PREFERRED ARRANGEMENT IN STRAIGHT ROUTES. VARIATIONS MAY BE NECESSARY AT CURVES AND CHANGES OF GRADIENT.

3. THE SPACE ALLOCATED IS CONSIDERED TO BE THE ABSOLUTE MINIMUM AND IN CERTAIN CIRCUMSTANCES E.G. WHERE BOTH HV AND LV CABLES ARE LAID – THE LV CABLE WILL BE LAID IN THE ALTERNATIVE POSITION AND ADDITIONAL WIDTH MAY BE REQUIRED.

4. WHERE SERVICES ARE TO BE CONNECTED TO GAS MAINS A MINIMUM DISTANCE OF 2.0m IS REQUIRED BETWEEN THE BUILDING LINE AND THE CENTRE LINE OF THE MAIN.

5. REVISED IN LINE WITH IGE/TD/3. DEPTH OF COVER OF GAS MAINS IN FOOTWAY – 600mm DEPTH OF COVER OF GAS MAINS IN ROADWAY – 750mm

6. MINIMUM DISTANCE OF ANY SERVICE TO ANY SURFACE/FOUL WATER STRUCTURE IS 300mm.

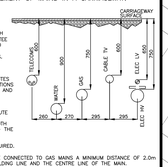

LAID TO RECOMMENDED DEPTHS UNLESS OTHERWISE STATED

RECOMMENDED ARRANGEMENT OF MAINS IN A 2M FOOTPATH

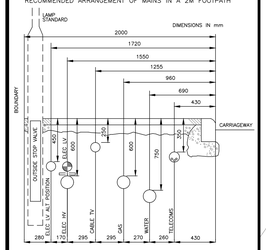

NOTES*

1. THE LAYOUT OF MAINS IS GENERALLY IN ACCORDANCE WITH THE 'REPORT OF JOINT COMMITTEE ON LOCATION OF UNDERGROUND SERVICES' PUBLISHED BY THE INSTITUTION OF CIVIL ENGINEERS.

2. THE DIMENSIONS SHOWN REPRESENT THE PREFERRED ARRANGEMENT IN STRAIGHT ROUTES ON RESIDENTIAL ESTATES. VARIATIONS MAY BE NECESSARY AT CURVES AND CHANGES OF GRADIENT.

3. THE SPACE ALLOCATED IS CONSIDERED TO BE THE ABSOLUTE MINIMUM AND IN CERTAIN CIRCUMSTANCES E.G. WHERE BOTH HV AND LV CABLES ARE LAID – THE LV CABLE WILL BE LAID IN THE ALTERNATIVE POSITION AND ADDITIONAL WIDTH MAY BE REQUIRED.

4. WHERE SERVICES ARE TO BE CONNECTED TO GAS MAINS A MINIMUM DISTANCE OF 2.0M IS REQUIRED BETWEEN THE BUILDING LINE AND THE CENTRE LINE OF THE MAIN.

5. REVISED IN LINE WITH IGE/TD/3. DEPTH OF COVER OF GAS MAINS IN FOOTWAY – 600mm DEPTH OF COVER OF GAS MAINS IN ROADWAY – 750mm

6. MINIMUM DISTANCE OF ANY SERVICE TO ANY SURFACE/FOUL WATER STRUCTURE IS 300mm.

LAID TO RECOMMENDED DEPTHS UNLESS OTHERWISE STATED

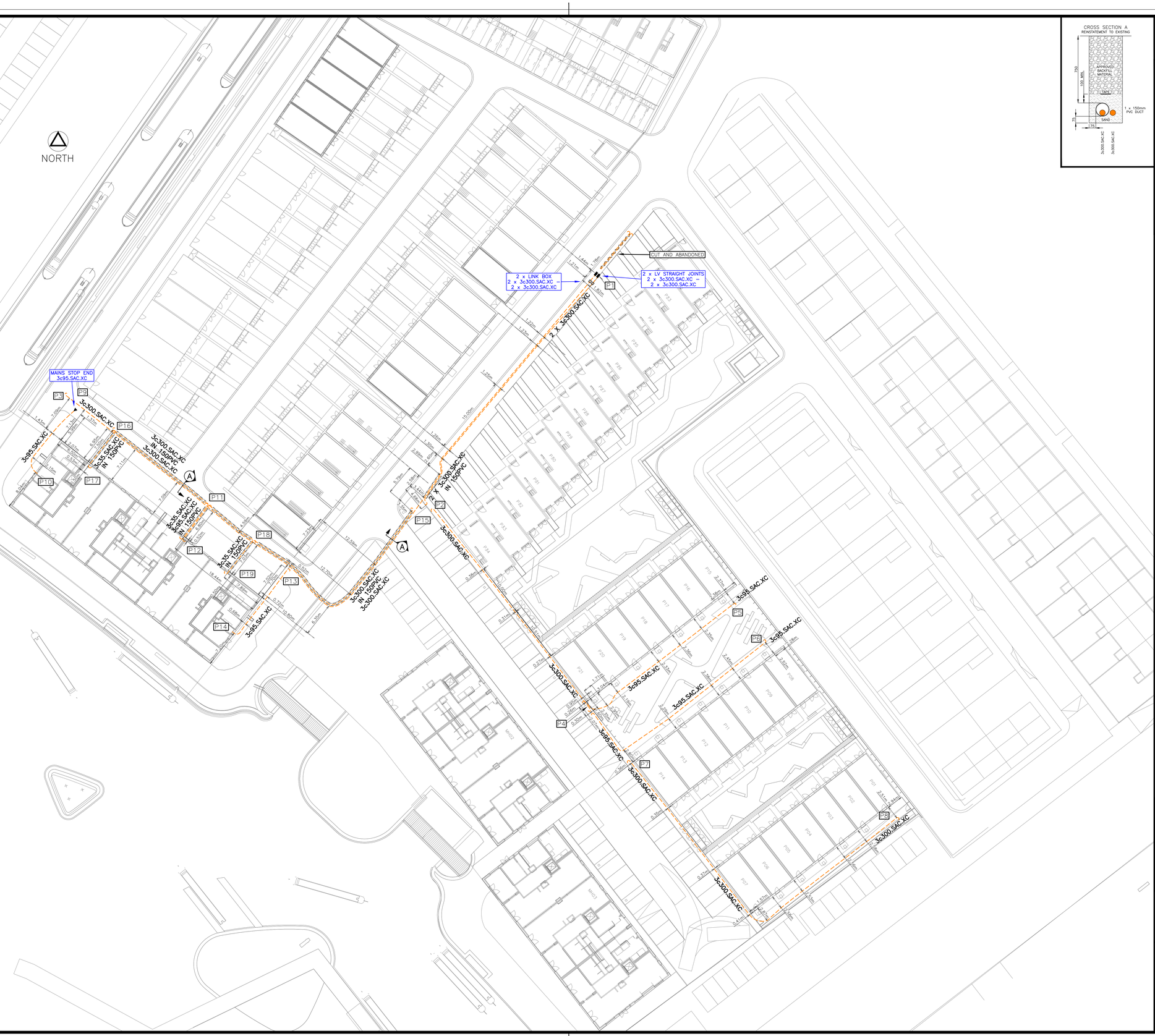

CROSS SECTION A
REINSTATEMENT TO EXISTING

0 2.5 5.0 m
A0 PLOT SCALBAR 1:250m

0 5.0 10.0m
A2 PLOT SCALEBAR 1:500m

AS BUILT KEY:

- HV 11kV CABLE:
- HV 6.6kV CABLE:
- LV CABLE:
- EXISTING HV 11kV CABLE:
- EXISTING HV 6.6kV CABLE:
- EXISTING LV CABLE:
- LV CABLE IN DUCT:
- LV MAINS STRAIGHT JOINT:
- LV MAINS BREECH JOINT:
- LV MAINS STOP END:
- SERVICE CABLE
- SERVICE BREECH JOINT/ STREET LIGHTING COLUMN (PLOT, SL)
- TRENCH CROSS SECTION MARKER: (A, 0.90m Cover)
- DEPTH MARKER:
- POSITION NODE: P1

AS BUILT INFORMATION
Supplied by Matrix ABC Limited
Matrix ABC Limited – As Builts and Cad
Office: 12-14 (A Block), Dudley Hill Business Centre, Knowles Lane, Bradford, West Yorkshire, BD4 9SB. www.matrixabc.co.uk Tel: 01274 723447

STATUS:AS BUILT LV **Rev:** G
SCHEME:
NEW ISLINGTON PH2
MANCHESTER M4 6HF
PROJECT MANAGER:MICHAEL BRENNAN

PRINCIPAL QUANTITIES - INFO TO 04.02.2021

FROM	TO	SIZE	LENGTH IN m
P11	P12	3c35.SAC.XC	9
P15	P16	3c300.SAC.XC	77
P16	P17	3c35.SAC.XC	8
P18	P19	3c35.SAC.XC	8

SURVEYOR:BEN TOOTHILL **CONTACT No:** 07879885457

AS BUILT INFORMATION
Supplied by Matrix ABC Limited
Matrix ABC Limited – As Builts and Cad
Office: 12-14 (A Block), Dudley Hill Business Centre, Knowles Lane, Bradford, West Yorkshire, BD4 9SB. www.matrixabc.co.uk Tel: 01274 723447

STATUS:AS BUILT LV **Rev:** F
SCHEME:
NEW ISLINGTON PH2
MANCHESTER M4 6HF
PROJECT MANAGER:MICHAEL BRENNAN

PRINCIPAL QUANTITIES - INFO TO 03.12.20

FROM	TO	SIZE	LENGTH IN m
P9	P10	3c95.SAC.XC	15
P11	P12	3c95.SAC.XC	9
P13	P14	3c95.SAC.XC	17

SURVEYOR:JAPTAR SINGH **CONTACT No:**07786738299

AS BUILT INFORMATION
Supplied by Matrix ABC Limited
Matrix ABC Limited – As Builts and Cad
Office: 12-14 (A Block), Dudley Hill Business Centre, Knowles Lane, Bradford, West Yorkshire, BD4 9SB. www.matrixabc.co.uk Tel: 01274 723447

STATUS:AS BUILT LV **Rev:** E
SCHEME:
NEW ISLINGTON PH2
MANCHESTER M4 6HF
PROJECT MANAGER:MICHAEL BRENNAN

PRINCIPAL QUANTITIES - INFO TO 17.11.2020

FROM	TO	SIZE	LENGTH IN m
LINK BOX	P1	2 x 3c300.SAC.XC	1.5

SURVEYOR:JAPTAR SINGH **CONTACT No:**07786738299

AS BUILT INFORMATION
Supplied by Matrix ABC Limited
Matrix ABC Limited – As Builts and Cad
Office: 12-14 (A Block), Dudley Hill Business Centre, Knowles Lane, Bradford, West Yorkshire, BD4 9SB. www.matrixabc.co.uk Tel: 01274 723447

STATUS:AS BUILT LV **Rev:** C
SCHEME:
NEW ISLINGTON PH2
MANCHESTER M4 6HF
PROJECT MANAGER:MICHAEL BRENNAN

PRINCIPAL QUANTITIES - INFO TO 18.09.20

FROM	TO	SIZE	LENGTH IN m
P2	P4	3c300.SAC.XC	47
P4	P5	3c95.SAC.XC	36
P4	P6	3c95.SAC.XC	43
P7	P8	3c300.SAC.XC	72

SURVEYOR:JAPTAR SINGH **CONTACT No:**07786738299

AS BUILT INFORMATION
Supplied by Matrix ABC Limited
Matrix ABC Limited – As Builts and Cad
Office: 12-14 (A Block), Dudley Hill Business Centre, Knowles Lane, Bradford, West Yorkshire, BD4 9SB. www.matrixabc.co.uk Tel: 01274 723447

STATUS:AS BUILT LV **Rev:** A
SCHEME:
NEW ISLINGTON PH2
MANCHESTER M4 6HF
PROJECT MANAGER:MICHAEL BRENNAN

PRINCIPAL QUANTITIES - INFO TO 16.01.18

FROM	TO	SIZE	LENGTH IN m
LINK BOX	P2	3c300.SAC.XC	64
LINK BOX	P3	3c300.SAC.XC	154

SURVEYOR:BEN TOOTHILL **CONTACT No:** 07879885457

Rev.	Description/Details	Rev. Date	Rev. by
A	FIRST ISSUE. SEE PRINCIPAL QUANTITIES.	30.10.19	SMA
B	BACKGROUND UPDATED.	10.06.20	JAH
C	UPDATED. SEE PRINCIPAL QUANTITIES	29.09.20	SMA
D	UPDATED AS PER CHRIS GRAYSON NEW BACK GROUND ADDED	20.11.20	SMA
E	UPDATED. SEE PRINCIPAL QUANTITIES.	23.11.20	SMA
F	UPDATED. SEE PRINCIPAL QUANTITIES.	09.12.20	SMA
G	UPDATED. SEE PRINCIPAL QUANTITIES.	10.02.21	SMA

Contractor.
Utility Infrastructure Solutions

Scheme / Site Name.
NEW ISLINGTON PH2
MANCHESTER M4 6HF

Site Developer.—

Grid Reference.—

Drawing Status: AS BUILT LV

Contractor Ref. No.UIS008 | IDNO/DNO Ref. No.—

Contractor Dwg.No.UIS008–LV–AB

Designed by	Drawn by	Checked by	Approved by	Sheet 1
—	SMA	BT	MB	of 1

Scale 1:250 | Orig.Size A0 | Date drawn 10.02.2021 | Revision G