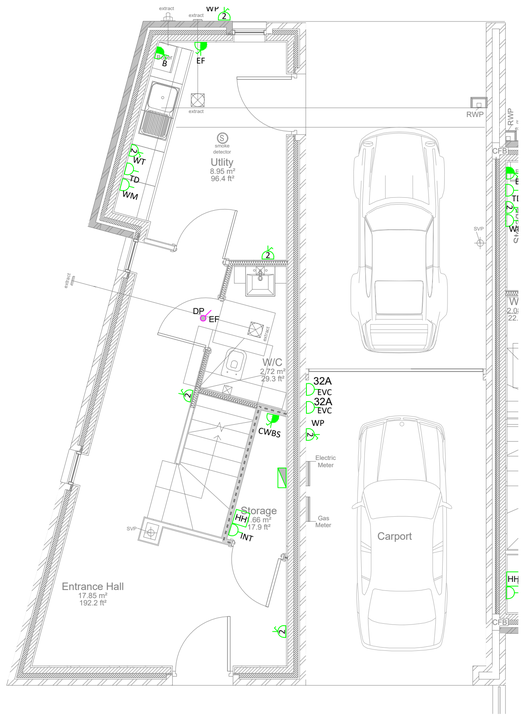


**Proposed Ground Floor Small Power Layout.**
**Scale 1:50**

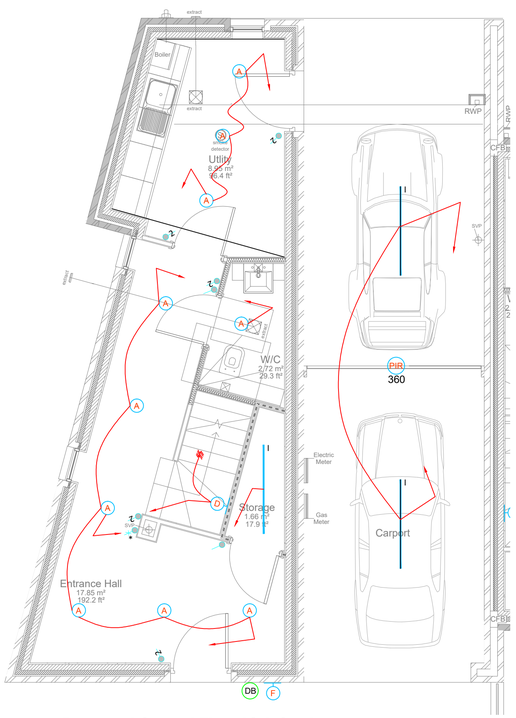


**Proposed Ground Floor Lighting Layout.**
**Scale 1:50**

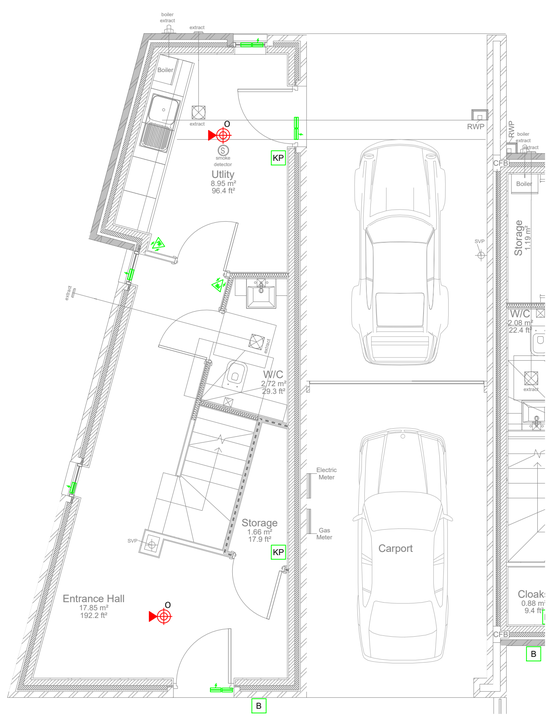


**Proposed Ground Floor Fire & Security Layout.**
**Scale 1:50**

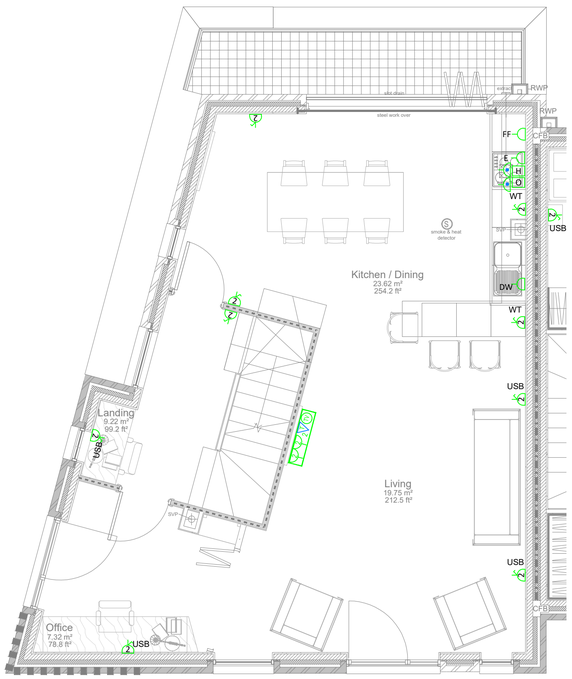


**Proposed First Floor Small Power Layout.**
**Scale 1:50**

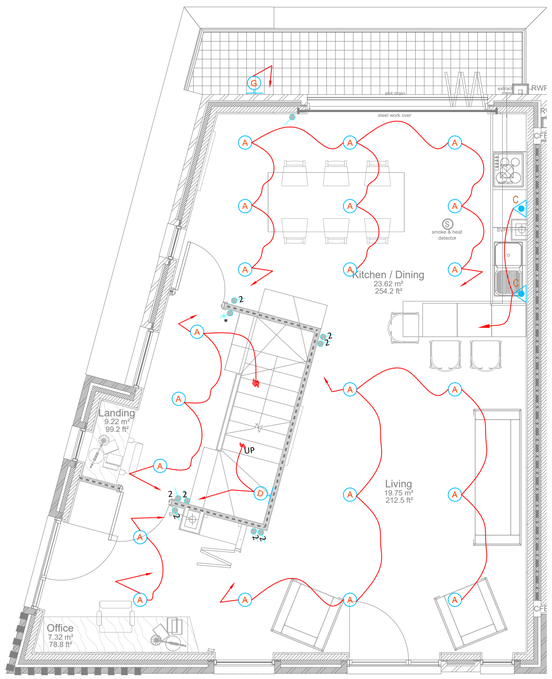


**Proposed First Floor Lighting Layout.**
**Scale 1:50**

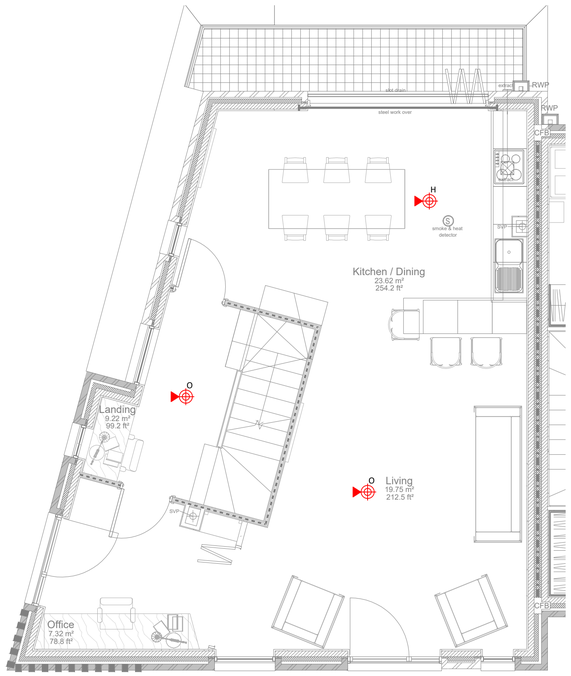


**Proposed First Floor Fire & Security Layout.**
**Scale 1:50**

## LEGEND - SMALL POWER AND DATA

- CONSUMER UNIT (Metal Clad / Dual RCD)
- TELEPHONE OUTLET
- DOUBLE SOCKET OUTLET
- USB TWIN SWITCHED SOCKET OUTLET c/w USB POWER OUTLETS
- SINGLE SOCKET OUTLET
- SINGLE SOCKET OUTLET (UN-SWITCHED)
- 13A SWITCHED FUSED CONNECTION UNIT
- FLEX OUTLET
- HH BT FIBRE HOME HUB
- S SHAVER SOCKET OUTLET-TO BE TAKEN FROM LIGHTING CIRCUIT
- M UTILITY METER
- DB WIRED DOOR BELL
- DP DOUBLE POLE SWITCH SERVING WC EXTRACT FAN

| | | |
|---|---|---|
| LL | - | LOW LEVEL |
| WM | - | WASHING MACHINE |
| TD | - | TUMBLE DRYER |
| FF | - | FRIDGE/FREEZER |
| E | - | EXTRACT HOOD |
| O | - | OVEN |
| H | - | HOB |
| DW | - | DISHWASHER |
| INT | - | INTRUDER PANEL |
| HL | - | HIGH LEVEL |
| TR | - | CTOWEL RAIL |
| EVC | - | ELECTRIC VEHICLE CHARGING |
| WP | - | WEATHERPROOF |

## LEGEND - LIGHTING

- A 6W RECESSED LED DOWNLIGHT FIRE RATED
- B 6W RECESSED IP65 RATED LED DOWNLIGHT FIRE RATED
- C LED SURFACE MOUNTED UNDER UNIT LUMINAIRE
- D LED WALL MOUNTED LUMINAIRE
- D1 LED WALL MOUNTED LUMINAIRE
- F LED PIR IP65 RATED WALL MOUNTED LUMINAIRE
- G LED IP65 RATED WALL MOUNTED LUMINAIRE
- H BATHROOM MIRROR LIGHT CW BUILT IN PIR
- I LED IP65 RATED LINEAR LUMINAIRE
- N LIGHTING CONTROL SWITCH
  - 'n' DENOTES NUMBER OF GANGS
  - 'x' DENOTES NUMBER OF WAYS
  - '*' DENOTES INTERMEDIATE
- PIR MOTION SENSOR

## LEGEND - FIRE ALARM

- O GRADE D LD1 OPTICAL SMOKE ALARM WITH SOUNDER
- H GRADE D LD1 HEAT DETECTOR WITH SOUNDER
- INTRUDER ALARM PIR
- INTRUDER ALARM DOOR CONTACT
- INTRUDER ALARM SHOCK SENSOR
- KP INTRUDER ALARM KEYPAD
- B INTRUDER ALARM BELL BOX

## NOTES

1. THIS LAYOUT SHALL BE READ IN CONJUNCTION WITH ALL OTHER LAYOUTS, MECHANICAL, ELECTRICAL, ARCHITECTURAL & STRUCTURAL.
2. THIS LAYOUT SHALL BE READ IN CONJUNCTION WITH THE ELECTRICAL SPECIFICATION.
3. THIS LAYOUT SHOWS AN INTENT/PROPOSAL; THE CONTRACTS OBLIGATION AND DESIGN RESPONSIBILITY ARE DEFINED IN THE SPECIFICATION.
4. ALL OPENING WINDOWS TO BE PROVIDED WITH INTRUDER ALARM SHOCK SENSORS AND CONTACTS.
5. ALL DOORS TO BE PROVIDED WITH INTRUDER ALARM SHOCK SENSORS AND CONTACTS.
6. ALL NON-OPENING WINDOWS TO BE PROVIDED WITH SHOCK SENSORS.
7. EXTRACT FANS IN EN-SUITES TO BE SWITCHED INDIVIDUALLY. EXTRACT FAN IN DOWNSTAIRS WC TO BE SWITCHED WITH LIGHTING

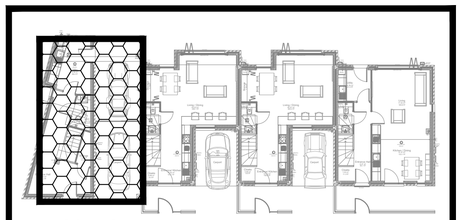

**KEY LOCATION PLAN**


dbd Ltd.
13 Walshaw Road
Bury.
Lancashire.
BL8 1LF.
Tel:- 0161 7648400
Fax:- 0161 7648402
Email: consult@dbdsolutions.co.uk
Web: www.dbdsolutions.co.uk


ISSUE
PRELIMINARY

| rev | date | amendment | by |
|---|---|---|---|
| P2 | 13-01-21 | RENAMED TO TYPE B | CJJ |
| P1 | 03-12-20 | PRELIMINARY ISSUE | CJJ |

CLIENT
KAMANI PROJECTS LTD

PROJECT
88 SCHOOL LANE, DIDSBURY, MANCHESTER
TYPE B
PROPOSED RESIDENTIAL DEVELOPMENT

TITLE
ELECTRICAL SERVICES LAYOUT
GROUND FLOOR & FIRST FLOOR

| | | | |
|---|---|---|---|
| SCALE: | 1:50 @ A1 | DRAWN: | CJJ |
| DATE: | NOV 2020 | CHECKED: | D.B |
| DRAWING No: | 9695-E01 Sht 1 of 2 | REV | P2 |